





This story begins
with a cool glimpse of light
which easily burns
into a creative mind.
A story of timeless moments
of a serious passion
prepared to become
a delicious art creation.



KitchenAid

FOR THE WAY IT'S MADE.

Cooking gestures are invisible ingredients.
They turn inspiration into emotions and emotions
into a masterpiece. It's all about artisanality,
that's why we take it so seriously.





Art is the only serious thing in the world.
And the artist is the only person who is never serious.

Oscar Wilde



Serious about food

Passionate about cooking

We have something in common.

We are both serious about food.

To us that's not just about creating the ultimate technology or design.

It's about making tools that allow you to add your personal expression to your food.

Tools that add a dash of 'uncompromising pursuit of perfection' to every recipe you make.

A single whisk, sudden faster or a second longer, can change it all.

The difference between an outstanding performance and a good dish, it's not just a matter of precision, it's also a matter of passion.





It matters little how much equipment we use;
it matters much that we be masters of all we do use.

Sam Abell

Passionate about cooking

Serious about equipment

Charles Baudelaire said that pure art is the creation of an evocative magic that gathers both the object and the subject, the world outside the artist, and the artist in his subjectivity. KitchenAid was born to be the very outside world to serve your creativity in the kitchen.

This strong commitment is based on three pillars that, like three notes in a harmony, are the perfect expression of professional performances, artisan quality and iconic design. These pillars will support your passion and they will support you every time you will experience yourself in a cooking performance with your KitchenAid appliances.
KitchenAid. For the way it's made.

⊙ *Professional performance*

⊙ *Artisan quality*

⊙ *Iconic design*



An acre of performance
is worth a whole world of promise.
Red Auerbach



⊙ *Professional performance*

KitchenAid knows that the power of imagination will always demand tools worthy of what inspires it. We are inspired by what nourishes the cooking passion and pushes us towards new limits to constantly improve ourselves. We are inspired by great master chefs, their techniques and their secrets. We are inspired by professional tools and results that you can find in a Michelin starred kitchen: stainless steel, sous vide cooking, steam ovens and more. Because at KitchenAid we know that only by truly understanding what makes the great ones great, we can offer the power of bringing creativity into your kitchen.

This is the way each KitchenAid tool comes to life.

We put all this effort to reach the professional performance you need in the name of one passion. Your passion.



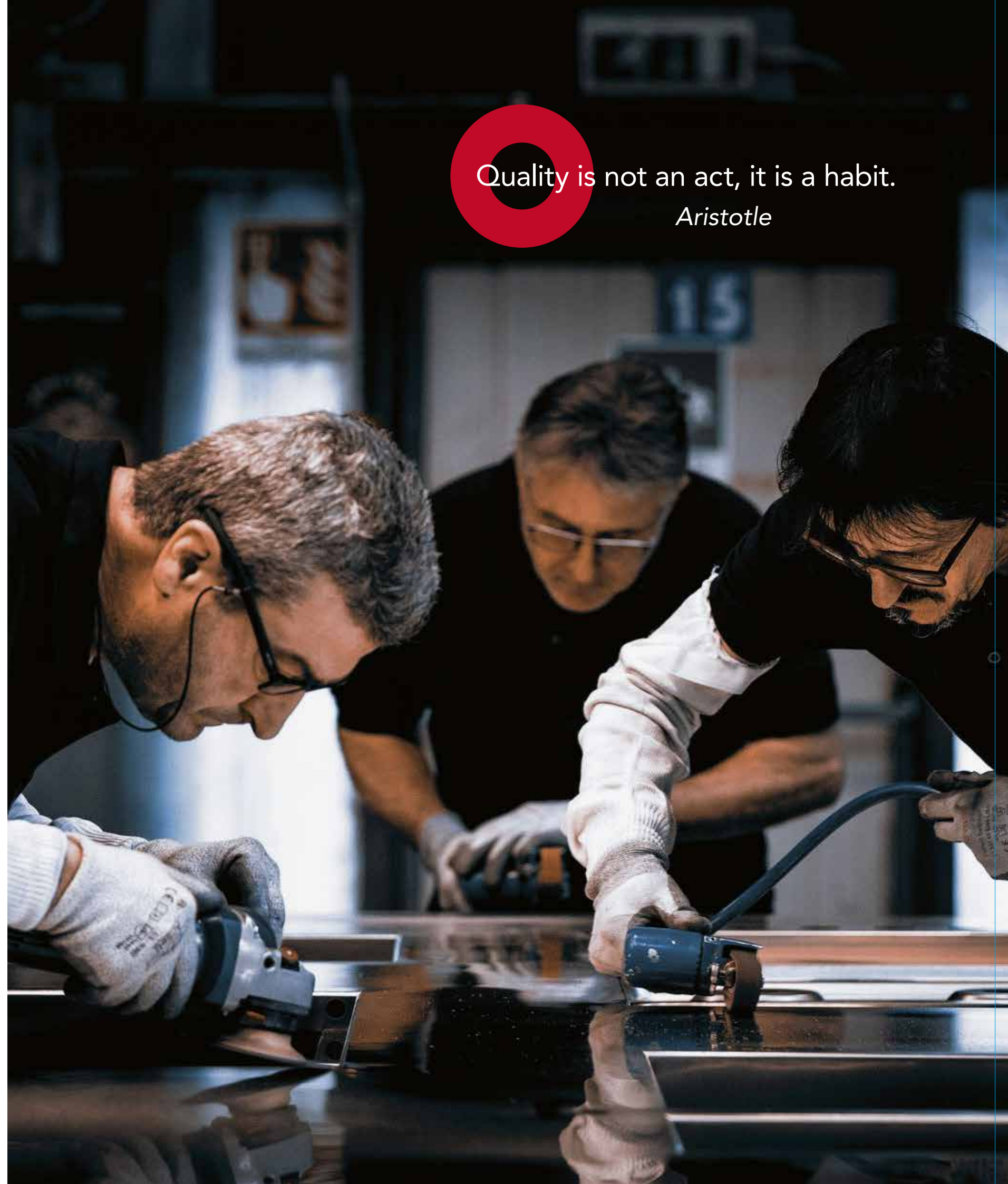


⦿ *Artisan quality*

We are passionate about artisanality, because we believe technology should simplify human work and not replace it. Developing the best technology is not enough for us. Our artisans are adding their dedication and attention to detail to create a masterpiece. This is the most important factor: the human factor.

You love to work with your hands, to dedicate yourself to your dishes focusing on every detail. Similarly, every KitchenAid appliance is created out of our artisans' expert hands. Every piece is minutely checked to achieve a sincere excellence and is projected to reach the highest rank of excellence and satisfaction.

We resolutely believe that what makes our products unique is the human touch in them. KitchenAid people bring their passion and experience in every single gesture to create them, like in a perfect dish. This is the way KitchenAid is made.



Quality is not an act, it is a habit.
Aristotle



There are three responses to a piece of design:
yes, no, and WOW! Wow is the one to aim for.

Milton Glaser



🎯 *Iconic design*

The concept of beauty is a mystery. We relate to it only by the effects of beauty on ourselves. The beauty's fascination is primarily driven by the fact we can find it in the most unexpected areas. This is why we constantly search for it.

In 1936 Herbert Johnston – the creator of KitchenAid – asked designer Egmont Arens to inject beauty into his appliances. The combination of perfectly crafted engines and timeless design gave birth to three new award winning K-models. In 1997 the San Francisco Museum of Modern Art selected the KitchenAid stand mixer as an icon of American design.

This fusion of bold beauty and distinctive functionality is the reference point for all KitchenAid products. We bring to life this fusion, which is visible to the eye, ergonomic to touch, heart-enlightening, to meet your level of perfection. Because we know that to have the best tool in your kitchen is not just a matter of mechanics, it's also a matter of feelings.





1893

THE ENLIGHTENMENT

Herbert Johnston, after watching a baker at work, designed the first household mixer.

1919

THE BIRTH

The H-5 household stand-mixer is firstly introduced. During a product test, the wife of an employee exclaimed "I don't care what you call it, it's the best kitchen aid I've ever had!". The brand "KitchenAid" was born.

//

I don't care what you call it, it's the best kitchen aid I've ever had!

//



1936

A TIMELESS MASTERPIECE

With the contribution of Egmont Arens, one of the most creative designers of the past century, the iconic model K and its outstanding design, became one of the first appliances to be exhibited in museums of modern arts.



1949

BRILLIANT BRILLIANCE

Based on the bright idea patented in 1893 by Josephine Cochrane, KitchenAid introduces the KD-10 dishwasher in American homes and it will never go out.

1986

A KITCHEN FAMILY

KitchenAid enters the Whirlpool Corporation. All is set to make KitchenAid an international brand.

1989

CREATIVITY WITHOUT BOUNDARIES

From the United States, KitchenAid products spread across Europe, with the first official headquarter located in Belgium.



2007

A KITCHEN FULL OF AID

KitchenAid introduces the "Full Kitchen Resource" concept, whereby proposes a complete range of built-in appliances for the European market.

*Cooking
with authenticity
since 1919*

*What would we be without our history?
Without those very moments that, although very short,
are destined to expand and to define with unfathomable
precision what we will become in the future?
Our past transforms us into who we authentically are.
Our past contains the seeds of our future discoveries.*



**2010
INNOVATION
AT ITS BEST**

A revolutionary cooking system which includes a professional sous-vide technique, a steam oven and a shock freezer at home: the "Chef Touch" winner of the Red Dot Award.

2013

**A COOL GLIMPSE
OF LIGHT**

KitchenAid introduces Vertigo, a new range of refrigerators and wine cellars combined. Style meets the new requirement of wine as essential part of an exquisite meal.



2015

BRAND NEW DESIGN

A total new look for the entire collection of the KitchenAid large appliances.

FOR THE WAY IT'S MADE

Today, KitchenAid continues to be the reference to all passionate gourmets and meets their new requirement of made to measure kitchen islands.

2016


SHAPED PASSION

In this year, KitchenAid introduces the made to measure special top: a true icon of artisanality.



*Collection
2017*

KitchenAid
FOR THE WAY IT'S MADE.



Cooking passion is the awareness
there is a whole universe in every single detail.

Index

- 🎯 20 *Made to Measure
Special Top*
- 🎯 24 *Chef Collection*
- 🎯 34 *Black Steel Collection*
- 🎯 44 *Special Products*
- 🎯 64 *Ovens*
- 🎯 100 *Hobs*
- 🎯 138 *Hoods*
- 🎯 150 *Refrigerators*
- 🎯 208 *Dishwashers*
- 🎯 228 *Small Appliances*
- 🎯 268 *KitchenAid World*

Made to Measure special top

Shaping space around passion

Passion: the trait that, perhaps more than any other, unites us all. Like you, we like to express ours through attention to detail, the exploration of precise movements and love for the creations with which we convey personality, emotion and best materials. Buoyed by this shared enthusiasm, KitchenAid is proud to present, as part of the new collection, its stainless steel made-to-measure kitchen special top: spaces crafted with artisanal attention to detail and shaped around your passions with the newest technology.

Pure, geometric lines become harmonious stainless steel surfaces populated with the very features you crave the most. Skilful hands and artisan processes brought together to give form to unique projects: our made-to-measure special top marry your ideas to our most important quality, our dedication.

That is what we mean when we say:
KitchenAid. 'For the way it's made'.

If I'm a great artisan of the kitchen,
it's because I don't buy my sauces.

Alain Ducasse



MADE TO MEASURE SPECIAL TOP

Outstanding Features



Melding two passions, yours and ours, bringing to life your personal vision of what a kitchen can be, transforming your style into something unique that is destined to endure over time; harnessing all of our craft, to give form to an idea: that is how we create our KitchenAid stainless steel made to measure special top.

◉ *Customization*

KitchenAid made to measure special top can be fully personalised. You decide shape and size of your kitchen top, and choose from additional features such as fully-equipped rear splashbacks, raised worktop edges and rounded corners. Choose a solution that matches your concept of what the kitchen should be, adding the components and features that you need to make your dreams a reality: hobs and hoods, the new deep induction trays or even integrated sinks. Your kitchen top can be completed with beautiful wooden accessories such as trays in special holders or knife holders.

◉ *Materials*

The stainless steel used for KitchenAid made-to-measure special top has been specially developed to be resistant to corrosion and the effects of harmful substances. With a low carbon content and high levels of nickel and chrome inspired by the professional world, our carefully crafted, brushed stainless steel will lose nothing to time, not even its looks.

◉ *Unique design*

A made-to-measure kitchen worktop from KitchenAid gives you a unique piece of contemporary design in your own home, a feature that marries passion to skill and innovation to craft, representing two brands: KitchenAid and, most prestigious of all, you.

“For more details on the Made to Measure project please ask to your sales referent.”

CHEF COLLECTION

I close my eyes and I want
to understand where I am.
Cooking is about emotion, it's about culture,
it's about love, it's about memory.

Massimo Bottura

Chef Touch

Outstanding Features



At KitchenAid we believe in the fascinating power of culinary intuition. That's why we've created Chef Touch, inspired by the professional world, which combines three high level tools in one system with impressive potential results.

● *Vacuum Machine*

Intuition starts with this device. Experimenting a duck ragù with marsala and radicchio cooked in sous vide pouches at low-temperature that will multiply taste to boost the flavour of your homemade pasta. And then realizing you can do more of it for future enjoyment as foods inserted into the special vacuum-sealed pouches maintain their flavour and nutritional properties intact longer.

● *Steam Oven*

The second part of the magic happens here. In addition to the standard KitchenAid steam oven functions, the steam oven built into the Chef Touch system has a range of functions for sous vide cooking. At a temperature that never exceeds 100° Celsius as in the professional sous vide systems, the dishes prepared with this technique will develop and maintain their succulence and rich flavour, and won't lose any of their nutritional value.

● *Shock Freezer*

A new idea need not be used up all at once. Nor does a meal need to be consumed immediately. With this shock freezer, you can quickly cool or freeze food immediately after cooking so you can stop the cooking process immediately if needed and can shock freeze and store valuable ingredients and ready cooked meals.

And since we know that you want to experiment and prepare better and better results all the time, you can vary the order of using the products - all together or sometimes only one will be needed.

I am incredibly bad at predicting the future;
I am only smart enough to observe the present
and listen to my intuition.

Rem Koolhaas

CHEF TOUCH

45 CM COMBI STEAM OVEN



KOQCX 45600 | £ 1,925.00

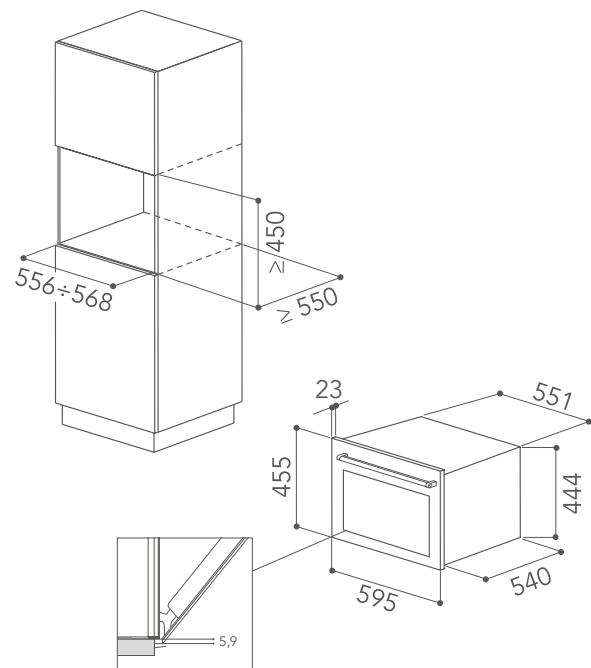
10 sous-vide cooking functions
2 sous-vide regeneration functions

4 special functions
5 traditional functions
Steam cleaning

Forced air
Forced air + steam

Digital display

Temperature probe



Technical Specifications page 97

45 CM BUILT-IN VACUM MACHINE



KVXXX 44600 | £ 3,100.00

17-litre cavity

Vacuum cycle for pouches and containers

Set of pouches for sous-vide cooking (mm):
150x200, 200x200, 250x300
Set of pouches for sous-vide storage (mm):
150x200, 200x200, 250x300
Sous-vide containers: 0.70 L and 1.4 L

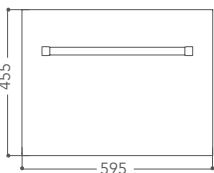
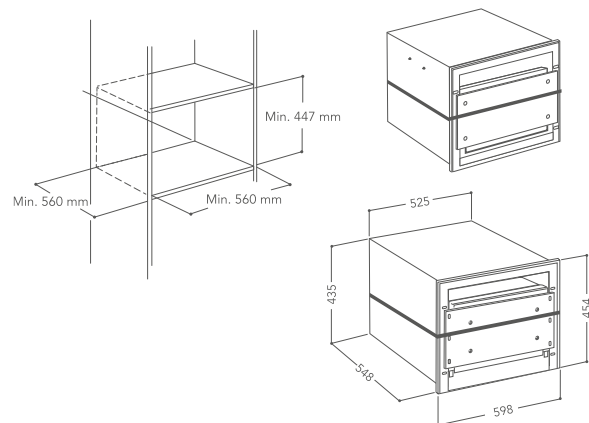
Full touch control panel

Glass lid

Power: 350 W

Available for the Chef Touch system

Anti-fingerprint stainless steel



Technical Specifications page 60

OPTIONAL KIT KAVDX 44600 | £ 448.00

60 CM SHOCK FREEZER



KCBSX 60600 | £ 4,900.00

Blast chilling or shock freezing (+3° to -18°)
Beverage cooling function

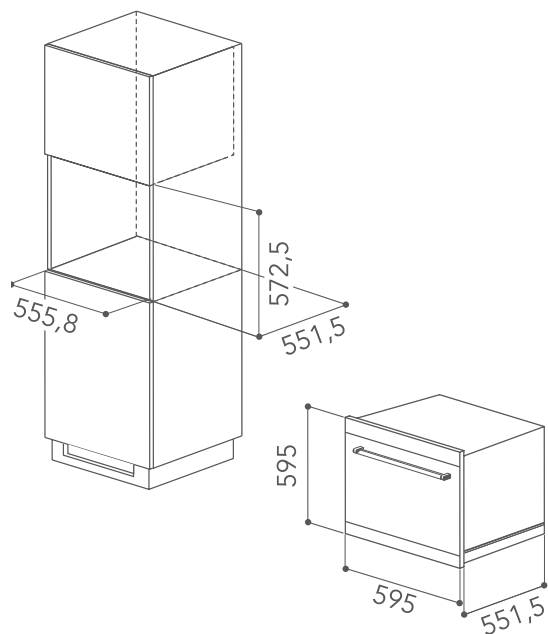
Time and temperature control

Touch control commands with display

Food temperature probe

Available for the Chef Touch system

Anti-fingerprint stainless steel



Technical Specifications page 60

Chef Sign

5 ways to express your creativity

Creativity in motion takes on new and unexpected forms. The Chef Sign can change its identity at your command to keep up with you and your delicious creations. From a green asparagus agnolotti to a vegetable tempura, from a herb crusted roast beef to a slow cooked chicken casserole, just consult your creativity.

● *Boiling / Poaching*

Traditionally one of the most popular and convenient cooking methods, now even easier with the Chef Sign. The specially created accessories make it easy to drain pasta and vegetables.

● *Roasting*

With direct and precise temperature control, food typically prepared in an oven can be roasted directly in the multi-purpose pan.

● *Frying / Deep frying*

With the dish-washable steel fry basket, fried food comes out uniformly cooked, light and crispy.

● *Steaming*

The special steaming surfaces over the baskets are ideal for steaming to maintain the flavor of the food, the fragrance and texture, with very limited loss of vitamins and minerals.

● *Low Temperature Cooking*

KitchenAid's technology allows you to set the cooking temperature with great precision, even at low levels, and to maintain that temperature for the set time. With extremely uniform cooking you will be able to preserve the nutritional value and texture of food.



Everything you see I owe to spaghetti.
Sophia Loren

CHEF SIGN

45 CM CHEF SIGN



FLUSH

KHCMF 45000 | £ 2,599.00

STANDARD

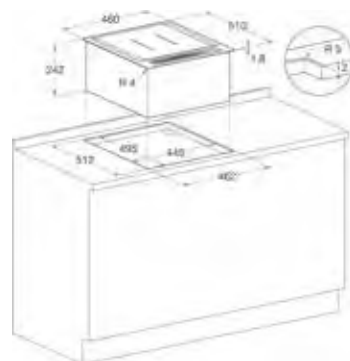
KHCMS 45000 | £ 2,599.00

5 cooking methods: steam, boiling, roasting, frying, low temperature
1 flexi zone

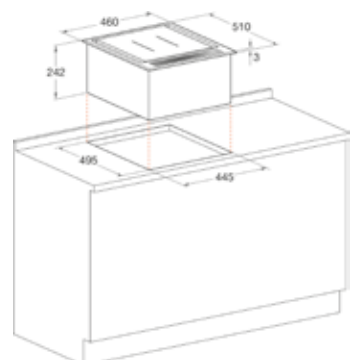
2 induction zones
2.8 kw total power

Touch control
Child lock

Flush installation



Standard installation



Technical Specifications page 136

OPTIONAL KIT: BIG TRAY KATCS 35000 | £ 950.00



BLACK STEEL COLLECTION

In the theatre of the sky
the light plays on a black stage.
Andrea Gentilini

Black Steel Collection

*Distinctiveness in the
universe of cooking.*

There is nothing in the universe more special, unique and fascinating than black holes. A single black hole, such as the one in the center of the milky way, can move an entire galaxy, can inspire a brilliant mind to spend a lifetime investigating its mystery. These black celestial bodies push our passion for knowledge to the level of art, of poetry.

When we started thinking about how to push your passion for cooking closer to that limit, we didn't have any doubt. We chose black. Not as a color but as synthesis of that wonder, as a symbol of distinctiveness in the universe of cooking. We created this new range of appliances, in pure black stainless steel with PrintShield™ technology that preserves their beauty from fingerprints, where you will find everything that makes a KitchenAid appliance unique, but with an extra twist: opaque black design. The very color that moves the sun and the other stars, to take your passion into a new dimension.

Wonder is the beginning of wisdom.

Socrates

BLACK STEEL COLLECTION

Outstanding Features



When you enter the new universe of Black Stainless Steel KitchenAid appliances, you will be taking a step forward into a different space. It will be like living in the fifth dimension, where the timeless design of these new appliances, their bold features, their refined geometry, will make your kitchen unique and distinctive.

◉ *Distinctive design*

Take a step into the unique: with a black twist. That was the impetus for this new range of KitchenAid appliances, with their outstanding, bold, refined taste for design. Each offers not only the professional performance but also the iconic design and artisan quality you are accustomed to. You will find a new, distinctive space for your passion for cooking.

◉ *Black opaque texture*

It is not a matter of color. It is a matter of substance. Pure black stainless steel, brushed for a unique, warm effect. It is a matter of elegance and style; it is a matter of pushing limits beyond the usual understanding of beauty.

◉ *PrintShield™-technology*

But black too has its limits: it is easy to leave fingerprint marks on black surface. The unique PrintShield™ technology is an innovative treatment that will protect your appliances from fingerprints and smudges to ensure you an easy-to-clean kitchen, always ready to serve your passion for cooking.

Cooking itself is science;
it is the cook who makes it art.

Gualtiero Marchesi



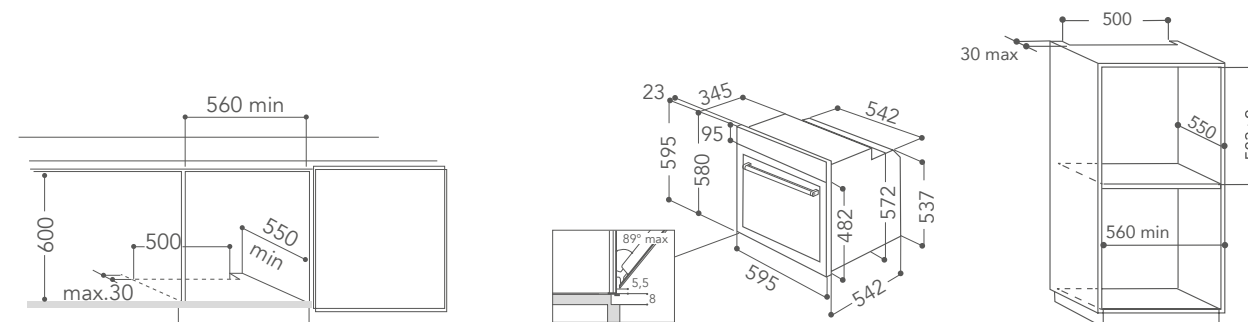
60 CM BLACK STS TWELIX OVEN



PYROLYTIC
KOTSPB 60600 | £ 1,900.00

Ventilated quadruple-glazed full-glass cool door

Ventilated quadruple-glazed full-glass cool door



STEAM ACCESSORY INCLUDED

40

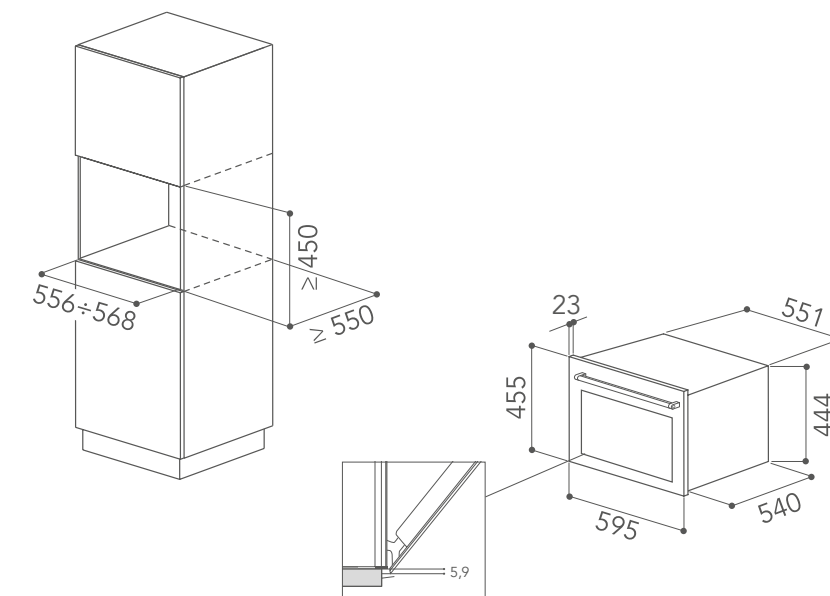
45 CM BLACK STS COMBI STEAMER OVEN



KOQCXB 45600 | £ 2,000.00

Temperature probe

Temperature probe



Technical Specifications page 96

Technical Specifications page 97

41

BLACK STEEL COLLECTION

45 CM BLACK STS COMBI MICROWAVE OVEN



KMQCXB 45600 | £ 1,350.00

- 8 special functions
- 4 traditional functions

LCD display

Combi system
Crisp function

Anti-fingerprint stainless steel
40-litres cavity
36 cm turntable

14 CM WARMING DRAWER



KWXXXB 14600 | £ 800.00

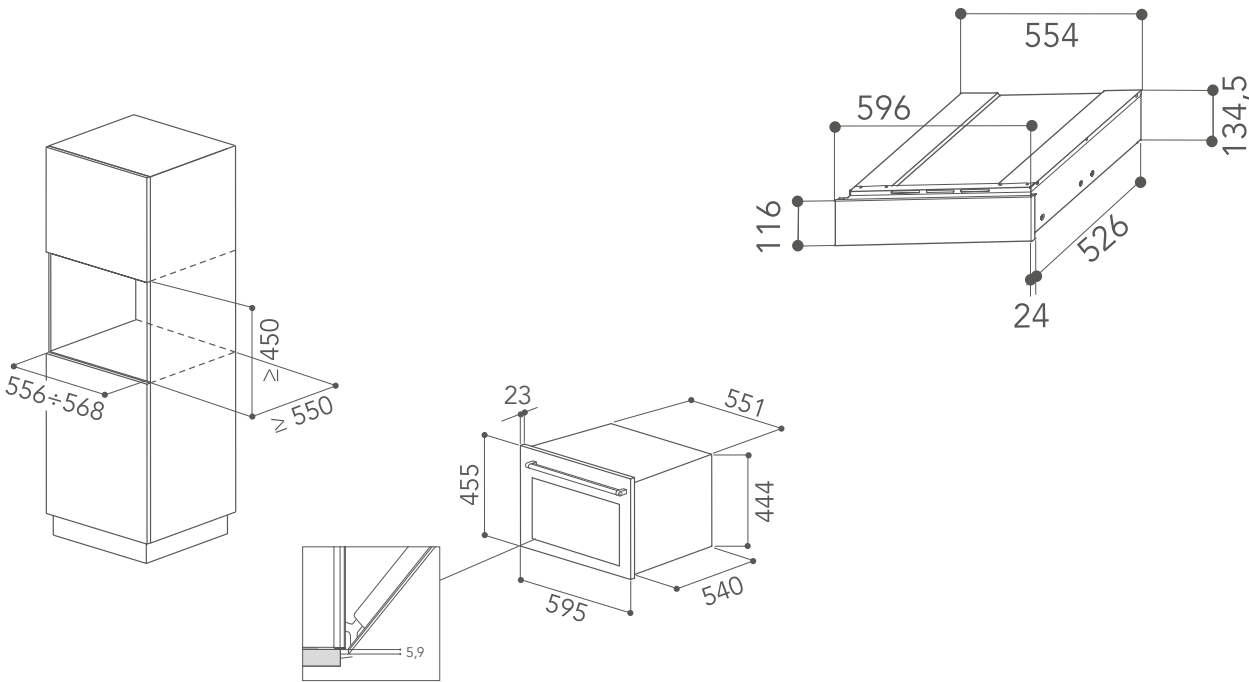
6 plates

Heating element with fan for heating up food or plates or keeping them warm
Temperature range: 40° to 70° C

Maximum load: 25 Kg

Can be paired with ovens and microwave ovens (height 45 cm)

Volume: 16 L
Anti-fingerprint stainless steel



Technical Specifications page 98

Technical Specifications page 63

SPECIAL PRODUCTS

Finding your style is like putting
puzzle pieces together.

Lara Spencer



Special products

*Take style further with
the art of taste*

In Jazz, each musician contributes a completely personal style with his or her own instrument. That's what makes it magical. A trumpet joining a trio changes everything, just as when an impromptu dinner is supplemented with the addition of a slow-cooked roast beef that you had perfectly preserved thanks to the shock freezer, or a brunch enhanced with asparagus cooked sous vide.

KitchenAid's special products were created to extend your own personal tastes to every dish your creativity can dream up. Shock freezer, vacuum machine and warming drawer, each designed to add a touch of your own style. Because we know that your style is what provides that unmistakeable touch.

The journey is part of the experience
- an expression of the seriousness of one's intent.
One doesn't take the A train to Mecca.

Anthony Bourdain

SHOCK FREEZER

KCBSX 60600 | £ 4,900.00



Blast chilling or shock freezing (+3° to -18°)
Beverage cooling function

Time and temperature control

Touch control commands with display

Food temperature probe

Available for the Chef Touch system

Anti-fingerprint stainless steel

KCBSX 60600

Shock Freezer

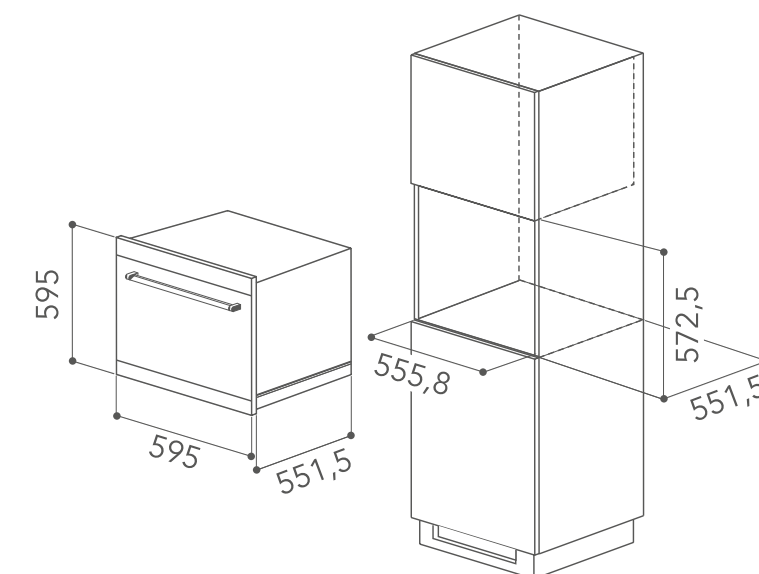
Freeze time and see beyond the ideas of the future. Is this not one of the reasons we are driven to create? The power of the creative mind is unstoppable. That's why when we created our shock freezer we added for you two functions to choose from for the exact result you need.

● Blast Chilling

Blast Chilling function rapidly cools the core temperature of oven-hot cooked food to +3°C in less than 90 minutes, thereby reducing bacterial growth and drying.

● Shock Freezing

Thanks to the Shock Freezing function, the KitchenAid shock freezer lowers the temperature at the core of the food to -18°C: cold air cools the food right to the core, transforming the water content into microcrystals without altering the organic structure, so the food retains its original firmness and flavour even after defrosting.



Technical Specifications page 60



KVXXX 44600 - KVXXX 29600

Vacuum machine

Certain emotions make us catch our breath; perhaps it's because we want to hold on to what we are feeling. Hold on to the emotions you put into your favourite dishes: this is the principle that led us to create our vacuum machine with its special features for you.

● Strong Vacuum

Using exceptionally strong vacuum power in the chamber (reducing the pressure in the pouch to 5mb compared to the 350-500mb typically achieved by standard consumer vacuum sealers) the machine creates the ideal preservation conditions to ensure the longer-lasting freshness demanded by top professional chefs.

● Full Touch

The vacuum machine features an intuitive LED control panel that simplifies vacuum packing. Just press "Bag Cycle" to create a vacuum in the special KitchenAid pouches, or "Container Cycle" when using containers.

44 CM BUILT-IN VACUUM MACHINE

KVXXX 44600 | £ 3,100.00



17-litre cavity

Vacuum cycle for pouches and containers

Set of pouches for sous-vide cooking (mm):
150x200; 200x200; 250x300
Set of pouches for sous-vide storage (mm):
150x200; 200x200; 250x300
Sous-vide containers: **0.70 L** and **1.4 L**

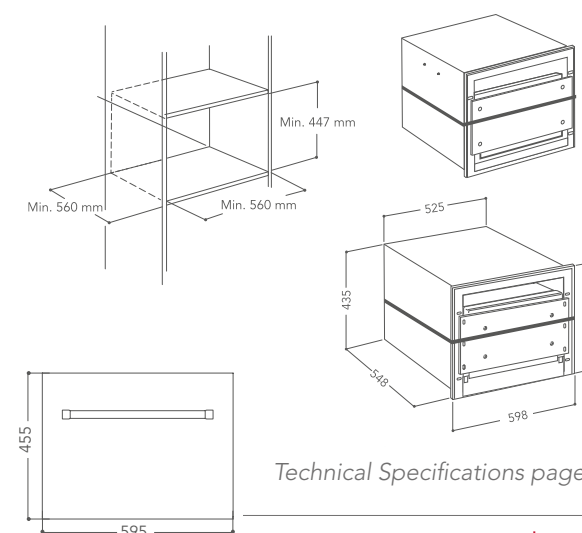
Full touch control panel

Glass lid

Power: **350 W**

Available for the Chef Touch system

Anti-fingerprint stainless steel



Technical Specifications page 60

OPTIONAL KIT KAVDX 44600 | £ 448.00

SPECIAL PRODUCTS

29 CM BUILT-IN VACUUM MACHINE

KVXXX 29600 | £ 2,600.00



7.65-litre cavity

4 cycles: **2** for pouches and **2** for containers

Set of pouches for sous-vide cooking (mm):
150x200; 200x200; 250x300
Set of pouches for sous-vide storage (mm):
150x200; 200x200; 250x300
Sous-vide containers: **0.70 L**

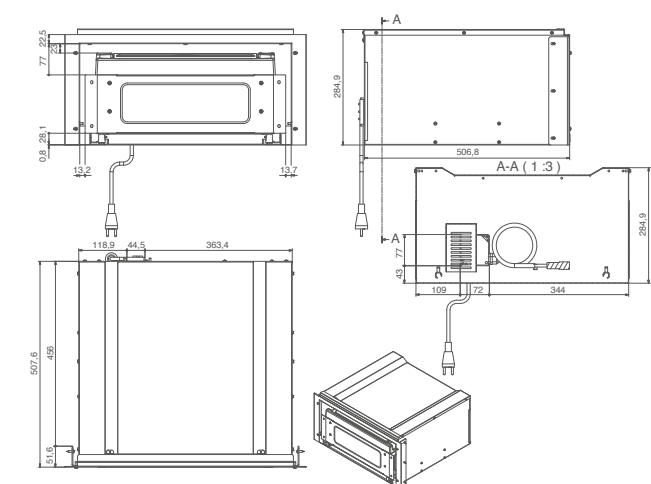
Full touch control panel

Glass lid

Power: **350 W**

Available for the Chef Touch system

Anti-fingerprint stainless steel



Technical Specifications page 61

OPTIONAL KIT KAVDX 29600 | £ 350.00

PROFESSIONAL ICEMAKER

KCBIX 60600 | £ 2,000.00



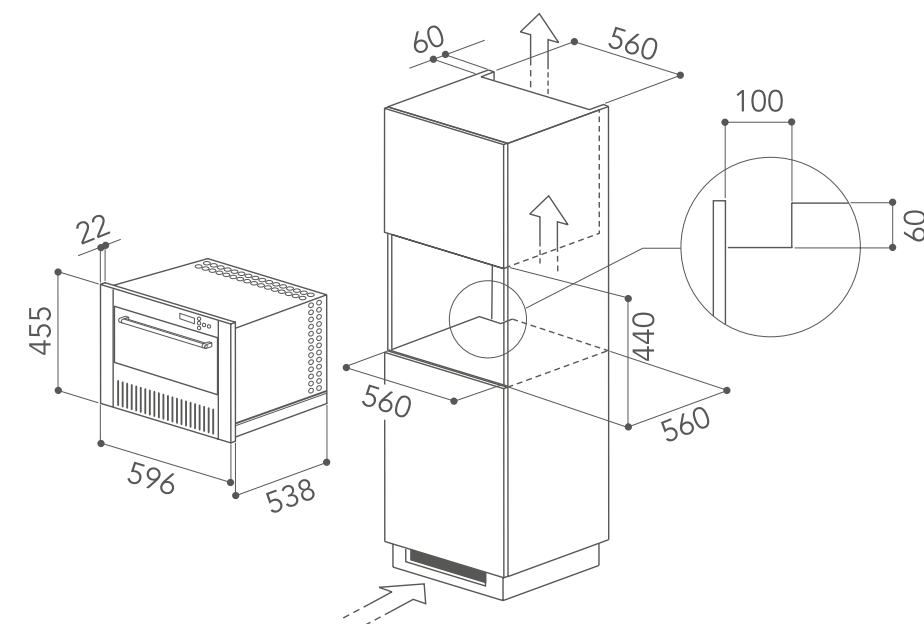
Up to **10** Kg of high-quality, pure ice every **24** hrs; **35-40** min. cycles, each cycle produces **12** high quality pure ice cubes. **2** modes: by start/finish time or by the number of ice cubes. Insulated HPS bin can store up to **8** Kg of ice

Telescopic shelf slides for installation in a **45** cm recess

Programmable electronic user interface with display

Anti-fingerprint stainless steel

*The machine needs to be filled with water and emptied.



Technical Specifications page 61

KCBIX 60600

Ice maker

A party. One of the moments when great ideas are born. Like F. Scott Fitzgerald's 'The Great Gatsby', born from the cold reflection of an ice cube in a gin and tonic. What is a party without ice? Even in simple things such as its ice makers, KitchenAid loves to include for you what matters most to the creative mind: inspiration.

● Pureness

Produced in the absence of air, ice cubes from the KitchenAid Ice maker are flawless: uniquely formed, completely transparent and free from impurities and any unpleasant taste or odour.

● Fast cycle

The KitchenAid ice maker's cycle will provide you with about half a kilogram of ice every hour and a half, and up to 10 kilograms every 24 hours.

BUILT-IN COFFEE MACHINE

KQXXX 45600 | £ 2,500.00



Automatic cappuccino function
Espresso function

15 adjustable coffee quantity and temperature settings
3 adjustable water quantity settings

Touch control
Electronic control with LCD display

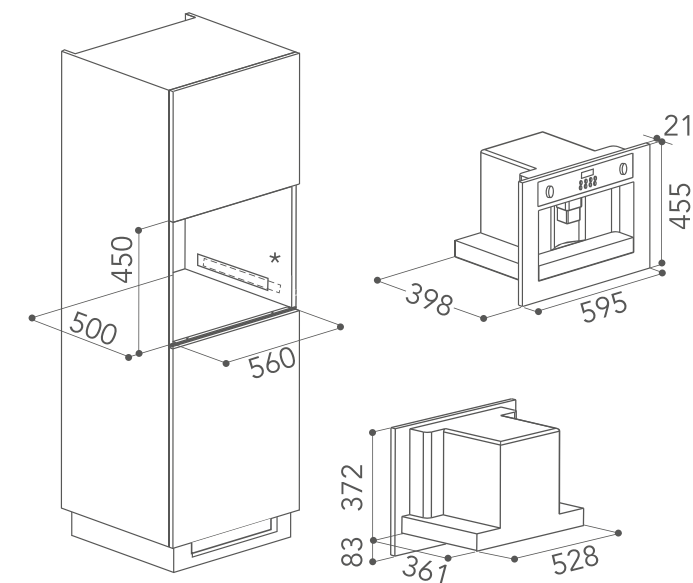
Auto start
Auto switch off

7 grind settings

Removable **1.8**-litre water tank
Anti-limescale programme

Anti-fingerprint stainless steel

*Machine supported on runners



Technical Specifications page 62

KQXXX 45600

Coffee machine

The tone with which we pronounce or hear the words 'good morning' has a particular effect on the creative nature. That's why the KitchenAid coffee machine's numerous functions are designed to guarantee a perfect morning or a perfect coffee to share with your guests after a delicious dinner.

Automatic Coffee Grinder

Freshly ground beans are simply essential for making perfect coffee. The powerful integrated automatic coffee grinder has seven grind settings ranging from ultrafine to coarse to give you the perfection you desire.

Milk Frother

With this multipurpose steam function for heating milk, you can enjoy a creamy cappuccino, a hot latte topped with fabulous foam, or a soothing hot chocolate.

Descaling Programme

This special function automatically senses when it's time to clean your coffee machine so you can keep it working perfectly and enjoy superb results every day.

29 CM WARMING DRAWER

KWXXX 29600 | £ 950.00



12 plates

Double heating element with fan for heating up food or plates or keeping them warm
 Temperature range: 40° to 70° C

Maximum load: 25 Kg

Can be paired with ovens and microwave ovens (height 60 cm)

Volume: 48 L
 Anti-fingerprint stainless steel

14 CM WARMING DRAWER

KWXXXB 14600 (BLACK STS) | £ 800.00

KWXXX 14600 | £ 750.00



6 plates

Heating element with fan for heating up food or plates or keeping them warm
 Temperature range: 40° to 70° C

Maximum load: 25 Kg

Can be paired with ovens and microwave ovens (height 45 cm)

Volume: 16 L
 Anti-fingerprint stainless steel

KWXXX 29600

KWXXXB 14600 - KWXXX 14600

Warming drawer

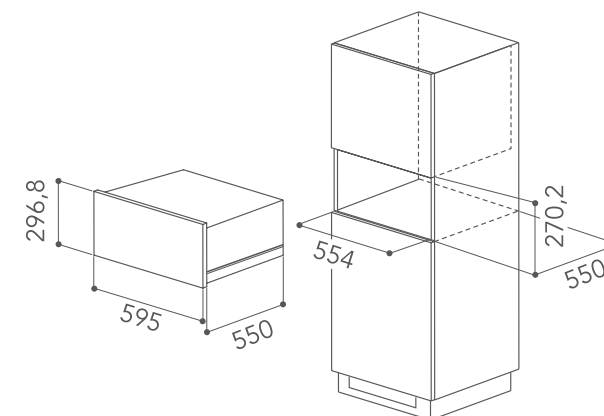
We say that a new book is 'hot off the press'. As if the author's passion is kept hot until it is ready to be served for all to see. At KitchenAid we want the same thing; the passion you put into cooking your dishes should last all the way to the table, which is why we created our warming drawers.

Plate & Food Warming

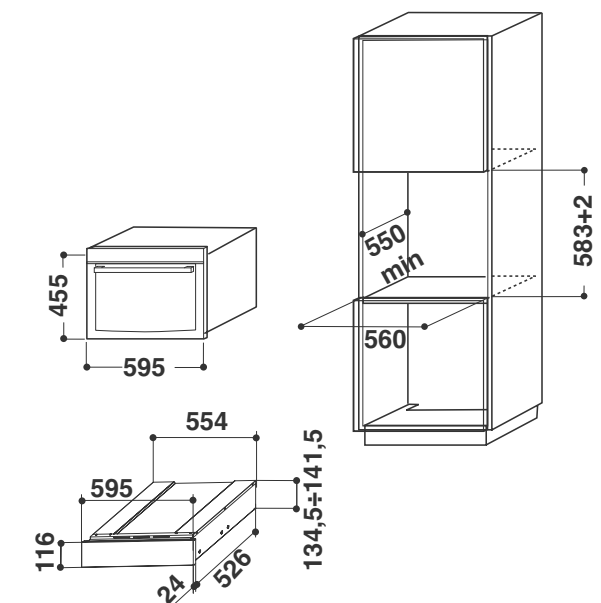
KitchenAid warming drawers help you to ensure your food is always served on hot plates. They are also invaluable for keeping food warm while you're busy perfecting a particularly tricky sauce, garnishing your dishes, or simply entertaining your guests.

Multi-size

Available in two sizes, KitchenAid warming drawers can hold up to twelve plates and keep your dishes at a maximum temperature of 85°C for as long as you need.



Technical Specifications page 62



Technical Specifications page 63



KAXCC 00000 - KAXCX 00000

Chef touch column

Non plus ultra, the legend tells these were the words engraved on Hercules Pillars at the end of the known world. Beyond that point, the unexpected. At KitchenAid we know that what really inspires a creative mind is go beyond, face the unknown and get empowered by the unexpected. For this reason we created two models of Chef Touch Column, because beyond what is known about cooking, there is something more awaiting for you.

● Chef Touch Column

Experiment a breakthrough taste in your dishes combining the Twelix Artisan oven with steam accessory, the vacuum machine for sous vide cooking and shock freezer.

● Column with drawer

Choose Chef Touch with drawer when you love challenging yourself preparing more than one serving at a time. Your convection oven and warming drawers are masters in this.

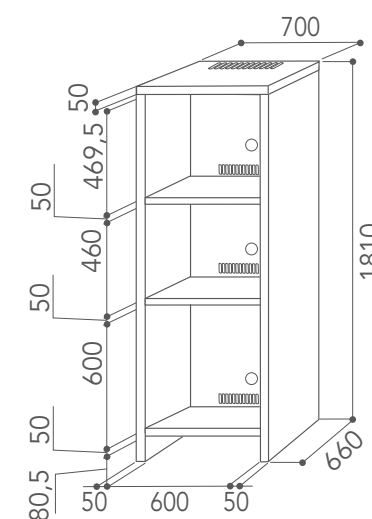
CHEF TOUCH COLUMN

KAXCC 00000 | £ 2,600.00



Height: 181 cm

Upper Recess Height: 45 cm
Middle Recess Height: 45 cm
Lower Recess Height: 60 cm



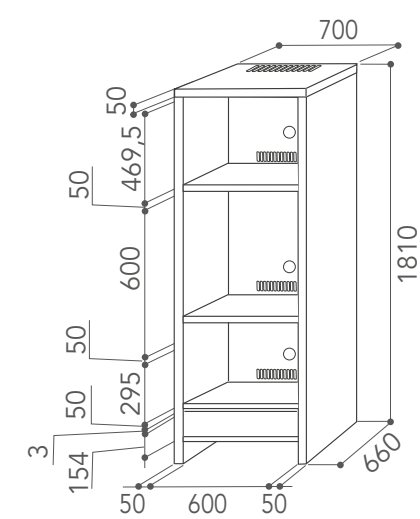
COLUMN WITH DRAWER

KAXCX 00000 | £ 2,800.00



Height: 181 cm

Upper Recess Height: 45 cm
Middle Recess Height: 60 cm
Lower Recess Height: 29 cm



SPECIAL PRODUCTS • TECHNICAL DETAILS

SHOCK FREEZER KCBSX 60600	
AESTHETHICS	
Colour & Finishing	KitchenAid Steel
Display Type	Touch with white display
MAIN CHARACTERISTICS	
Blast chilling (from 90°C to +3°C)	○
Fast freezing (from 90°C to -18°C)	○
Drink cooling	○
Time operation mode	○
Temperature operation mode	○
End-of-cycle signal	○
ACCESSORIES	
Temperature probe	○
TECHNICAL DETAILS	
Number of wire racks	1
Energy Class	N
Gas Type	R404a
Absorbtion A	3,4
Volume L	41
Product Size HxWxD mm	595 X 595 X 551,5
Packed Size HxWxD mm	730 X 670 X 680
Max Niche Size HxWxD mm	575 X 560 X 560
Net Weight Kg	56
Gross Weight Kg	60

44 CM BUILT-IN VACUUM MACHINE KVXXX 44600	
AESTHETHICS	
Colour & Finishing	KitchenAid Steel
Display Type	Touch, Intuitive Display
DISTINCTIVE FEATURES	
Sous Vide Cooking	○
MAIN CHARACTERISTICS	
Vacuum container cycle	3'00
Chamber material	Thermoplastic Injection
Body	Galvanaized Sheet stainless steel AISI430
Colour & Finishing	Inox
Lid	○ - Glass lid
Welding bar (mm)	306
Welding bar temperature (°C)	130
POUCHES	
Material (Cooking)	OPA/PP (Polyamide / Polypropylene)
Max temperature (°C)	120
Final pressure (mbar)	2 - 4
Maximum pouches size (mm)	300x400
Available sizes (mm) - Cooking	150x200; 200x200; 250x300
Available sizes (mm) - Preservation	150x200; 200x200; 250x300
ACCESSORIES	
Preservation Pouches kit	○ - 75
Cooking Pouches kit	Optional 0.7 L ; 1.4 L
Vacuum Containers	Optional 0.7 L ; 1.4 L
Rack	○
TECHNICAL DETAILS	
Voltage V	220 - 240
Frequency Hz	50
Maximum Power Connection W	350
Max Engine Speed (rpm)	2800
Volume L	17.1
Max Drawer Extension mm	510
Cavity Size HxWxD mm	187 X 355 X 365
Product Size HxWxD mm	435x X 525 X 548
Packed Size HxWxD mm	690 X 710 X 670
Min Niche Size HxWxD mm	450 X 560 X 560
Net Weight Kg	44
Gross Weight Kg	54

29 CM BUILT-IN VACUUM MACHINE KVXXX 29600	
AESTHETHICS	
Colour & Finishing	KitchenAid Steel
Display Type	Touch, Intuitive Display
DISTINCTIVE FEATURES	
Sous Vide Cooking	○
MAIN CHARACTERISTICS	
Vacuum container cycle	1'30"
Chamber material	Thermoplastic Injection
Body	Galvanaized Sheet stainless steel AISI430
Colour & Finishing	Inox
Lid	○ - Glass lid
Welding bar (mm)	260
Welding bar temperature (°C)	130
POUCHES	
Material (Cooking)	OPA/PP (Polyamide / Polypropylene)
Max temperature (°C)	120
Final pressure (mbar)	2 - 4
Maximum pouches size (mm)	250x350
Available sizes (mm) - Cooking	150x250; 200x200; 250x350
Available sizes (mm) - Preservation	150x200; 200x200; 250x300
ACCESSORIES	
Preservation Pouches kit	○ - 75
Cooking Pouches kit	Optional 0.7 L ; 1.4 L
Vacuum Containers	Optional 0.7 L
Rack	○
TECHNICAL DETAILS	
Voltage V	220 - 240
Frequency Hz	50
Maximum Power Connection W	350
Max Engine Speed (rpm)	2800
Volume L	7.65
Max Drawer Extension mm	510
Cavity Size HxWxD mm	110 X 303 X 293
Product Size HxWxD mm	229 X 554 X 520
Packed Size HxWxD mm	450 X 450 X 650
Min Niche Size HxWxD mm	240 X 555 X 520
Net Weight Kg	28,9
Gross Weight Kg	33

PROFESSIONAL ICEMAKER KCBIX 60600	
AESTHETHICS	
Colour & Finishing	KitchenAid Steel
Display Type	Touch, Intuitive Display
MAIN CHARACTERISTICS	
Ice Capacity Kg	8
Production in 24h Kg	10
Average Weight of Ice Cubes (g)	22
Cycle Lenght (average, min)	35 - 40 min / 12 cubes
Number of Cubes in 24h (average)	454
ACCESSORIES	
Sliding Rails	○
Paddle	○
TECHNICAL DETAILS	
Climate Class	T
Gas Type	R134a
Voltage V	220 - 240
Frequency Hz	50
Product Size HxWxD mm	455 X 596 X 560
Packed Size HxWxD cm	570 X 670 X 685
Max Niche Size HxWxD mm	450 X 560 X 570
Min Niche Size HxWxD mm	450 X 560 X 570
Net Weight Kg	40
Gross Weight Kg	46

SPECIAL PRODUCTS • TECHNICAL DETAILS

BUILT-IN COFFEE MACHINE
KQXXX 45600

AESTHETHICS	
Colour & Finishing	KitchenAid Steel
Display Style	Touch, Intuitive Display
FUNCTIONS	
Hot Water Spout	○
Pregrind System	○
Prepare 2 Cups at a Time	○
Auto Start Time	○
Auto Switch Off	○
Cappuccino Milk Steamer	○
Grinder	○
Espresso	○
Steam Production	○
Cappuccino Maker	○
Stand By	○
Grinding Levels	7
Coffee Quantity (nr levels)	3
Water Quantity Selection (ml)	20 - 180
Coffee Temperature	3 levels (from 80°C to 85°C)
Water hardness regulation	4 levels
ACCESSORIES	
Milk Dispenser	○
CLEANING AND MAINTENANCE	
Self Washing	○
Descaling Cycle	○
Water Fill	○
TECHNICAL INFORMATION	
Energy Class	N/A
Voltage V	220 - 240
Frequency Hz	50 - 60
Power W	1350
Product Size HxWxD mm	455 X 595 X 398
Niche Size HxWxD mm	450 X 560 X 550
Packed Size HxWxD mm	525 X 650 X 495
Net Weight Kg	26
Gross Weight Kg	28

29 CM WARMING DRAWER
KWXXX 29600

AESTHETHICS	
Colour & Finishing	KitchenAid Steel
Display type	Push push
DISTINCTIVE FEATURES	
Installation	Perfect Fit
MAIN CHARACTERISTICS	
Power Level Indicator	○
“Power on” Indicator	○
Pre-heating of pots and pans	○
Pre-heating of coffee cups	○
Keep Warm	○
Thawing	○
Leavening Dough	○
Delicate cooking at 70°C	○
TECHNICAL INFORMATION	
Temperature range °C	40 - 70
Internal height of the cavity cm	22
Diameter Reference Plates	26
Capacity of the Cavity L	48
Electrical Connection Rating W	800
Voltage V	220 - 240
Frequency Hz	50 - 60
Heating elements	Side
Product Size HxWxD mm	297 X 595 X 550
Packed Size HxWxD mm	360 X 650 X 650
Net Weight Kg	17.2
Gross Weight Kg	19.6

14 CM BLACK STS WARMING DRAWER
KWXXXB 14600

14 CM WARMING DRAWER
KWXXX 14600

AESTHETHICS		
Colour & Finishing	Black stainless Steel	KitchenAid Steel
Display type	Push push	Push push
DISTINCTIVE FEATURES		
Installation	Perfect Fit	Perfect Fit
MAIN CHARACTERISTICS		
Power Level Indicator	○	○
“Power on” Indicator	○	○
Pre-heating of pots and pans	○	○
Pre-heating of coffee cups	○	○
Keep Warm	○	○
Thawing	○	○
Leavening Dough	○	○
Delicate cooking at 70°C	○	○
TECHNICAL INFORMATION		
Temperature range °C	40 - 70	40 - 70
Internal height of the cavity cm	7.5	7.5
Diameter Reference Plates	26	26
Capacity of the Cavity L	16	16
Electrical Connection Rating W	400	400
Voltage V	220 - 240	220 - 240
Frequency Hz	50 - 60	50 - 60
Heating elements	Side	Side
Product Size HxWxD mm	130 X 595 X 550	134.5 X 595 X 550
Packed Size HxWxD mm	205 X 650 X 650	205 X 650 X 650
Net Weight Kg	13.5	13.5
Gross Weight Kg	15.6	15.6

O V E N S

MULTIFUNCTION

STEAM

MICROWAVE

Inspiration is when something
with no form, turns into a form of art.





Everyone can perform magic, everyone can reach his goals, if he is able to think, if he is able to act, if he is able to wait.

Hermann Hesse

Ovens

*Capture the inspiration
and turn it into pleasure*

KitchenAid knows that giving a form to inspirations is the most challenging and fascinating activity we can experience in life. Part of the experience is to discover how to turn challenges into learning opportunities. And it is this feeling that transforms inspiration into pleasure. It becomes an emotion. It tastes good because you feel good.

KitchenAid ovens were born to give shape to emotions and to add to them the sense of taste, your taste. This is what pushes us to constantly introduce new features and functions. To innovate our cooking systems creating new accessories in the way in which every nuance of your creativity becomes reality.

OVENS



90 CM OVEN
+ Basic Display
+ Special Functions
+ Standard Functions
STANDARD KOFCS 60900
page 78



45 CM SPEED OVEN
+ Sensor Cooking
+ Microwave Cooking
+ Temperature Probe
STANDARD KOCCX 45600
page 80
Also available in black KOCCXB 45600
page 81



60 CM
MULTIFUNCTIONAL OVEN
+ Basic Display
+ Special Functions
+ Standard Functions
PYROLYTIC KOHCP 60600
page 77



60 CM
MULTIFUNCTIONAL OVEN
+ No Display
+ Special Functions
+ Standard Functions
STANDARD KOGSS 60600
page 77



60 CM
TWELIX ARTISAN OVEN
+ Premium Display
+ Twelix System
+ Steam Cooking (Pure & Combi)
PYROLYTIC KOASP 60602
page 78
Also available in black KOASPB 60600
page 74



60 CM
TWELIX OVEN
+ Premium Display
+ Twelix System
+ Professional Functions
PYROLYTIC KOTSP 60602
page 79
Also available in black KOTSPB 60600
page 75



60 CM
MULTIFUNCTIONAL OVEN
+ Premium Display
+ Professional Functions
+ Temperature Probe
PYROLYTIC KOLSP 60602
STANDARD KOLSS 60602
page 79



60 CM
MULTIFUNCTIONAL OVEN
+ Basic Display
+ Special Functions
+ Standard Functions
PYROLYTIC KOHSP 60602
STANDARD KOHSS 60602
page 80

CHOOSE
YOUR
FORM
OF ART

MULTIFUNCTION OVENS

*Outstanding
Features*

Just as any creation is characterized by the myriad of details that make it unique, every KitchenAid multifunction oven offers a multitude of features, to marry any facets of your creativity and promises excellent results every time you set to work, like when you challenge yourself in a perfect soufflé preparation.

● **Multilevel Cooking**

With KitchenAid ovens you can place dishes on three levels for evenly cooked food that is perfectly golden brown.

● **Temperature Probe**

The decisive accessory needed for an excellent level of cooking. The degree of heat at the core of the food will be constantly visible on the LCD display of the oven, and once you choose the desired temperature, your KitchenAid oven will keep the same temperature with absolute precision, necessary for your requirements to cook, for example, an outstanding “pink inside” roastbeef.

● **Telescopic Guides**

Most of the KitchenAid ovens are equipped with telescopic guides to make it easy to look at and taste the results during cooking.

● **Anti Fingerprint Steel**

This special treatment is present in all KitchenAid ovens and will prevent fingerprints, making it easy the cleaning of your oven.

● **Pyro Function**

Save time and efforts with the pyrolitic functions. Reaching up to 500°C the inside of the oven will turn again into a state of total hygiene removing grease, residues and odors. The pyrolitic express cycle enables you to save even more time thanks to a complete cleaning in 1h15.



Excellence is the unlimited ability to improve the
quality of what you have to offer.

Rick Pitino

Twelix Artisan

Three forms of inspiration
in just one tool

Arthur Schnitzler said that harmony, intensity and continuity were the three criteria of a work of art. They are also the three principles that inspired KitchenAid creating the Twelix Artisan oven that will make you to cook a perfect dish.

Twelix Convection Cooking

The Twelix technology provides a uniform cooking and perfect browning even in a multilevel cooking, offering you a level of cooking performance previously available only in professional kitchens.

Pure Steam

When food is steamed it maintains its nutritional properties and the intensity of its flavour. It is also maintaining the beautiful colours of your valuable and carefully selected ingredients. When you use the steam setting and the unique steam accessory the oven will never exceed the 100° Celsius, for delicious, juicy, healthy dishes.

Combi Steam

With alternating steam and convection cooking, possible thanks to the 5 'Steam-Assist' functions, you can give your dishes the exact colour, flavour and texture you want, like adding some roast aromas to your dish.

But it's the ability to see something simple in a new way that makes an idea 'art'. That's why the Twelix Artisan oven has additional professional functions specific for baking, plus 18 special and traditional functions and a 73-liter capacity – room enough for all your passion.



I have real admiration for chefs who can
maintain an edge and find new inspiration in
their cooking after many years.

Daniel Boulud

OVENS

60 CM TWELIX BLACK STS ARTISAN OVEN



PYROLYTIC
KOASPB 60600 | £ 2,300.00

Pure steam cooking function
4 steam-assisted cooking functions

11 professional functions (Bakery and Pastry)
9 special functions
8 traditional functions
Automatic cleaning

LCD display

Tweli base
Tweli grill
Temperature probe
Turnspit

Anti-fingerprint stainless steel
Soft-close hinges
73-litre cavity (5 levels)
2 telescopic guides

A+ energy rating

Ventilated quadruple-glazed full-glass cool door

60 CM TWELIX ARTISAN OVEN



PYROLYTIC
KOASP 60600 | £ 2,200.00

Pure steam cooking function
4 steam-assisted cooking functions

11 professional functions (Bakery and Pastry)
9 special functions
8 traditional functions
Automatic cleaning

LCD display

Tweli base
Tweli grill
Temperature probe
Turnspit

Anti-fingerprint stainless steel
Soft-close hinges
73-litres cavity (5 levels)
2 telescopic guides

A+ energy rating

Ventilated quadruple-glazed full-glass cool door

60 CM BLACK STS TWELIX OVEN



PYROLYTIC
KOTSPB 60600 | £ 1,900.00

11 professional functions (Bakery and Pastry)
9 special functions
8 traditional functions
Automatic cleaning

LCD display

Tweli base
Tweli grill
Temperature probe
Turnspit

Anti-fingerprint stainless steel
Soft-close hinges
73-litres cavity (5 levels)
2 telescopic guides

A+ energy rating

Ventilated quadruple-glazed full-glass cool door

60 CM TWELIX OVEN



PYROLYTIC
KOTSP 60600 | £ 1,800.00

11 professional functions (Bakery and Pastry)
9 special functions
8 traditional functions
Automatic cleaning

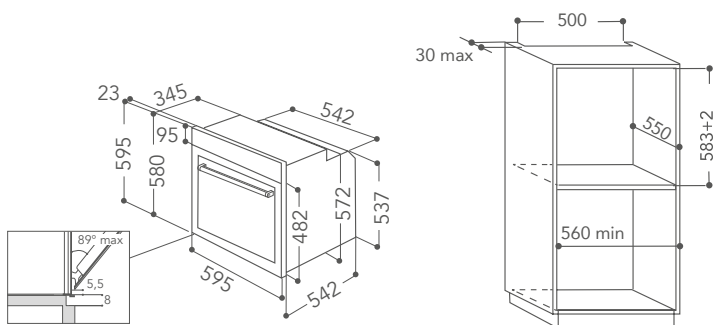
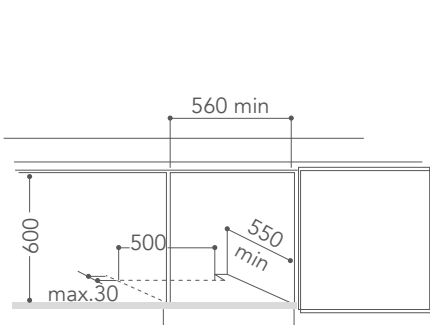
LCD display

Tweli base
Tweli grill
Temperature probe
Turnspit

Anti-fingerprint stainless steel
Soft-close hinges
73-litres cavity (5 levels)
2 telescopic guides

A+ energy rating

Ventilated quadruple-glazed full-glass cool door



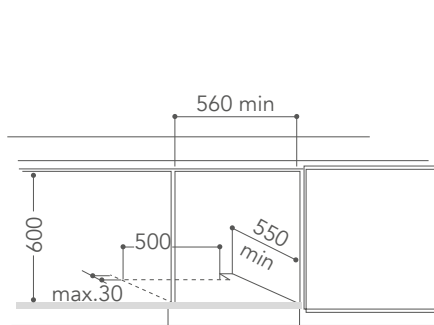
Technical Specifications page 90

STEAM ACCESSORY INCLUDED

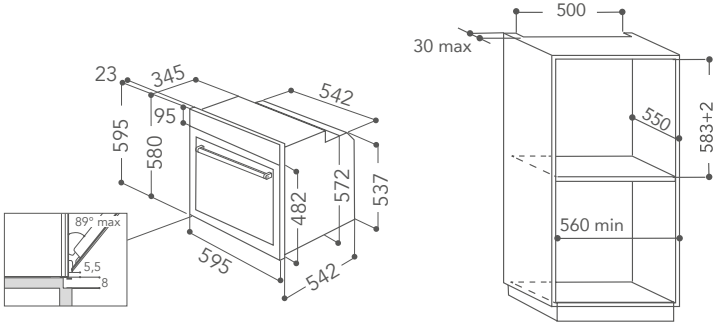


Technical Specifications page 90

STEAM ACCESSORY INCLUDED



Technical Specifications page 90



Technical Specifications page 91

OVENS

60 CM MULTIFUNCTIONAL OVEN



PYROLYTIC ●
KOLSP 60600 | £ 1,300.00
STANDARD ◎
KOLSS 60600 | £ 1,200.00

- 16 professional functions (Bakery and Pastry)
- 6 special functions
- 7 traditional functions
- automatic cleaning

LCD display

- Tweli grill
- Temperature probe
- turnspit

Anti-fingerprint stainless steel
Soft-close hinges
73-litres cavity (5 levels)
1 Telescopic guide

A+ energy rating

- ventilated quadruple-glazed full-glass cool door
- ◎ sealed triple-glazed glass cool door

60 CM MULTIFUNCTIONAL OVEN



PYROLYTIC ●
KOHSP 60601 | £ 1,150.00
STANDARD ◎
KOHSS 60601 | £ 1,050.00

- 6 special functions
- 7 traditional functions
- automatic cleaning

Digital display

Temperature probe

Anti-fingerprint stainless steel
73-litres cavity (5 levels)
1 telescopic guide

A+ energy rating

- ventilated quadruple-glazed full-glass cool door
- ◎ sealed triple-glazed glass cool door

60 CM MULTIFUNCTIONAL OVEN



STANDARD
KOGSS 60600 | £ 900.00

- 2 special functions
- 7 traditional functions

Anti-fingerprint stainless steel
73-litres cavity (5 levels)
1 telescopic guide

A+ energy rating

Sealed triple-glazed glass cool door

60 CM MULTIFUNCTIONAL OVEN



PYROLYTIC
KOHCP 60600 | £ 1,000.00

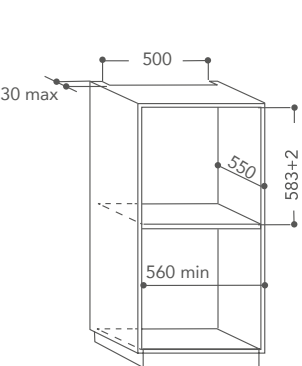
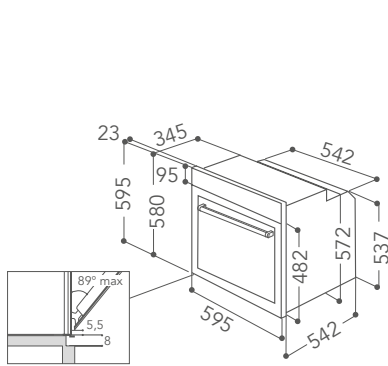
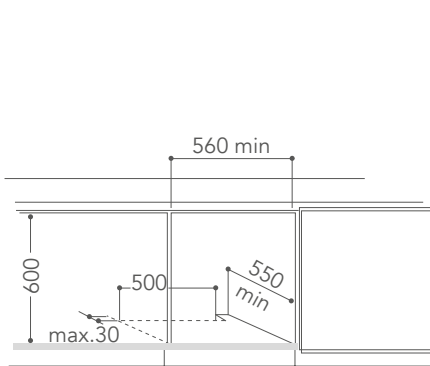
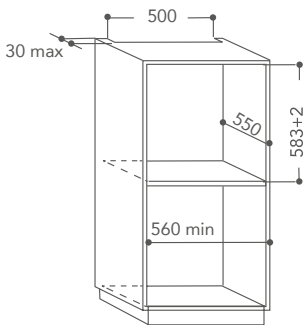
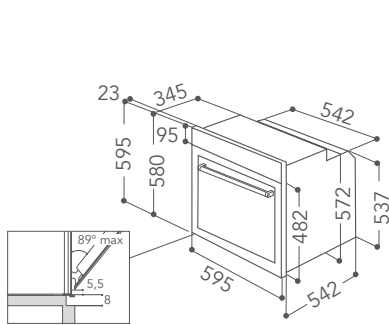
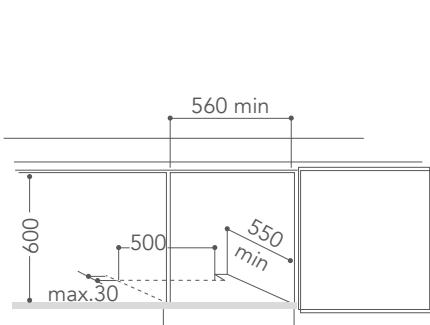
- 5 special functions
- 5 traditional functions
- Automatic cleaning

Digital display

Anti-fingerprint stainless steel
73-litres cavity (5 levels)

A+ energy rating

Ventilated quadruple-glazed full-glass cool door



Technical Specifications page 91

Technical Specifications page 92

Technical Specifications page 92

Technical Specifications page 93

OVENS

90 CM OVEN



STANDARD
KOFCS 60900 | £ 2,300.00

- 1 special function
- 3 traditional function

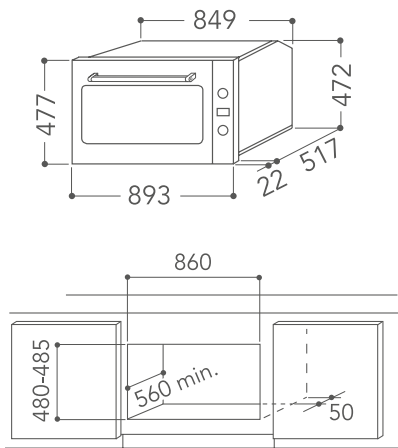
Digital display

Turnsplit

Anti-fingerprint stainless steel
89-litres cavity

A energy rating

Sealed triple-glazed glass cool door



Technical Specifications page 93

OPTIONAL KIT: CATALYTIC LINERS

60 CM TWELIX ARTISAN OVEN NEW



PYROLYTIC
KOASP 60602 | £ 2,200.00

- Pure steam cooking function
- 4 steam assisted cooking functions

- 11 professional functions (Bakery and Pastry)
- 9 special functions
- 8 traditional functions
- Automatic cleaning

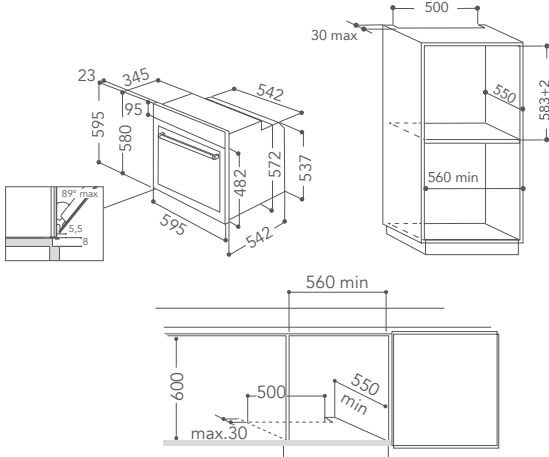
LCD display

Tweli base
Tweli grill
Temperature probe
Turnspit

Anti-fingerprint stainless steel
Soft-close hinges
73-litres cavity (5 levels)
2 telescopic guides
2 halogen lamps

A+ energy rating

Ventilated quadruple-glazed full-glass cool door



Technical Specifications page 94



STEAM ACCESSORY INCLUDED

60 CM TWELIX OVEN NEW



PYROLYTIC
KOTSP 60602 | £ 1,800.00

- 11 professional functions (Bakery and Pastry)
- 9 special functions
- 8 traditional functions
- Automatic cleaning

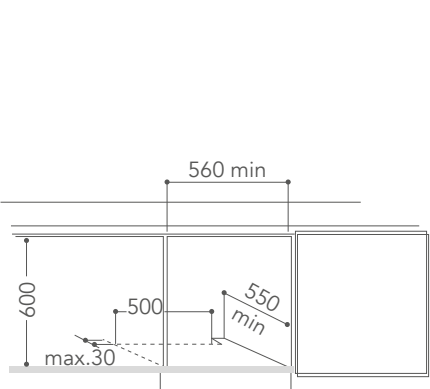
LCD display

Tweli base
Tweli grill
Temperature probe
Turnspit

Anti-fingerprint stainless steel
Soft-close hinges
73-litres cavity (5 levels)
2 telescopic guides
2 halogen lamps

A+ energy rating

Ventilated quadruple-glazed full-glass cool door



Technical Specifications page 94

60 CM MULTIFUNCTIONAL OVEN NEW



PYROLYTIC
KOLSP 60602 | £ 1,300.00
STANDARD
KOLSS 60602 | £ 1,200.00

- 16 professional functions (Bakery, Pastry and Roasting)
- 6 special functions
- 7 traditional functions
- automatic cleaning

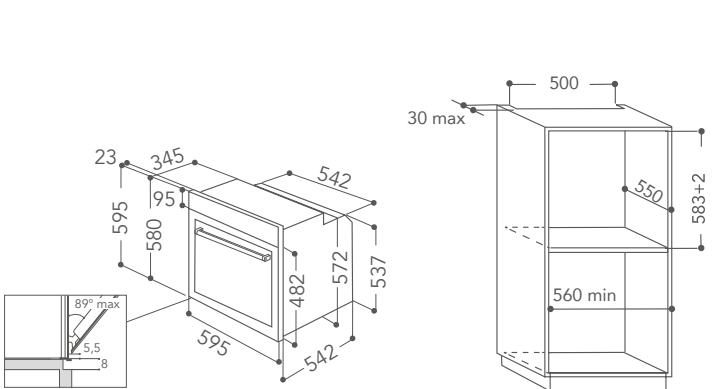
LCD display

Tweli grill
Temperature probe
turnspit

Anti-fingerprint stainless steel
Soft-close hinges
73-litres cavity (5 levels)
1 telescopic guide
2 halogen lamps

A+ energy rating

- ventilated quadruple-glazed full-glass cool door
- sealed triple-glazed glass cool door



Technical Specifications page 95

OVENS

60 CM MULTIFUNCTIONAL OVEN NEW



PYROLYTIC ●
KOHSP 60602 | £ 1,150.00
STANDARD ◎
KOHSS 60602 | £ 1,050.00

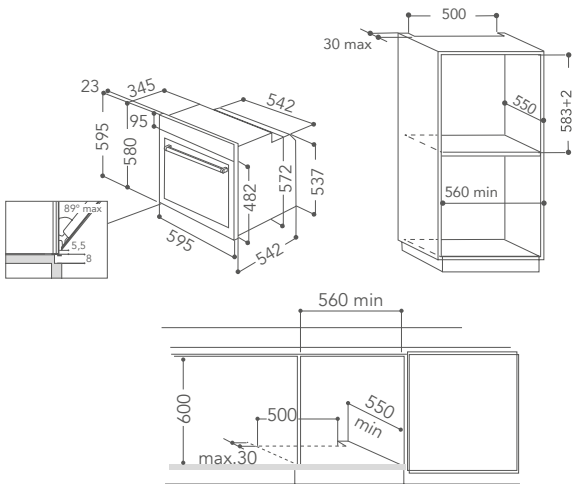
5 special functions
5 traditional functions
automatic cleaning

Digital display

Anti-fingerprint stainless steel
Soft-close hinges
73-litres cavity (5 levels)
1 halogen lamp

A+ energy rating

● ventilated quadruple-glazed full-glass cool door
◎ sealed triple-glazed glass cool door



Technical Specifications page 95

45 CM BLACK STS SPEED OVEN



STANDARD
KOCCXB 45600 | £ 1,600.00

7 special functions
2 traditional functions

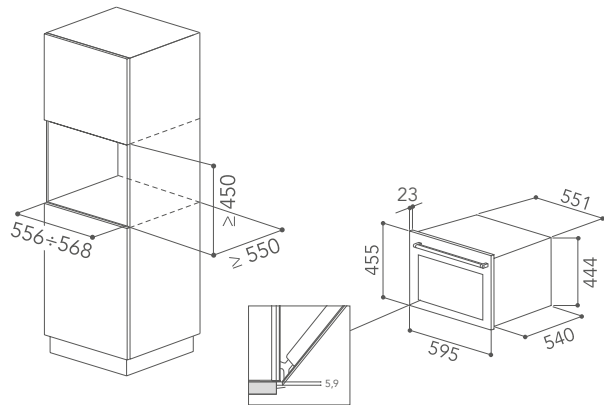
Digital display

Temperature probe

Anti-fingerprint stainless steel
40-litres cavity

A+ energy rating

Sealed triple-glazed glass cool door



Technical Specifications page 96

45 CM SPEED OVEN



STANDARD
KOCCX 45600 | £ 1,500.00

7 special functions
2 traditional functions

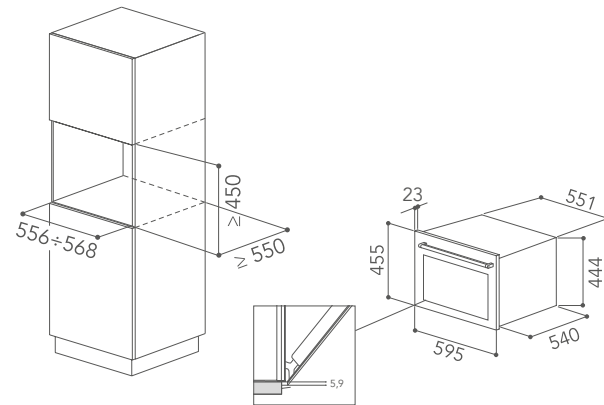
Digital display

Temperature probe

Anti-fingerprint stainless steel
40-litres cavity

A+ energy rating

Sealed triple-glazed glass cool door



Technical Specifications page 96



Weightlessness was wonderful,
and I was surprised at how natural it felt.

Ron Garan

STEAM OVENS

Outstanding Features



Samuel Taylor Coleridge loved looking to science for new metaphors for his immortal poems. Watching matter change states, he could see the magic of nature at work. Even today, the magic of water turning into steam fascinates those of us who are able to see poetry in unexpected places. KitchenAid Steam Oven, thanks to its many features, is one of that places, where poetry combines with your creativity like tradition combines with innovation, creating a new experience in cooking.

● *Pure steam*

The pure steam generated by a boiler at the side of the oven wraps the food like a cloud giving your purple asparagus with shrimps a new flavor. Nutritious and healthy at the same time, making your risotto great.

● *Sous-vide recipes*

Recipes for Sous-Vide Cooking is a multiple function composed of 10 modes that you can experiment with, passing through the most exciting types of cuisine.

● *Combi steam*

Thanks to a fan inside the back of the oven, your KitchenAid combi steam oven can also combine steam and fan-forced air to cook delicious dishes that are impeccably browned on the outside and beautifully succulent and tender on the inside. Plus, with four levels of steam injection, you are always completely in control.

● *Temperature Probe*

The decisive accessory needed for an excellent level of cooking. The degree of heat at the core of the food will be constantly visible on the LCD display of the oven and once you have chosen the desired level of heat, your KitchenAid oven will keep the same temperature with absolute precision, necessary for you to cook an outstanding Bresse chicken with yellow wine.

● *Anti Fingerprint Stainless Steel*

This special treatment is present in all KitchenAid ovens and will prevent fingerprints making the cleaning of your oven easy.

STEAM OVENS

45 CM BLACK STS COMBI STEAM OVEN



KOQCXB 45600 | £ 2,000.00

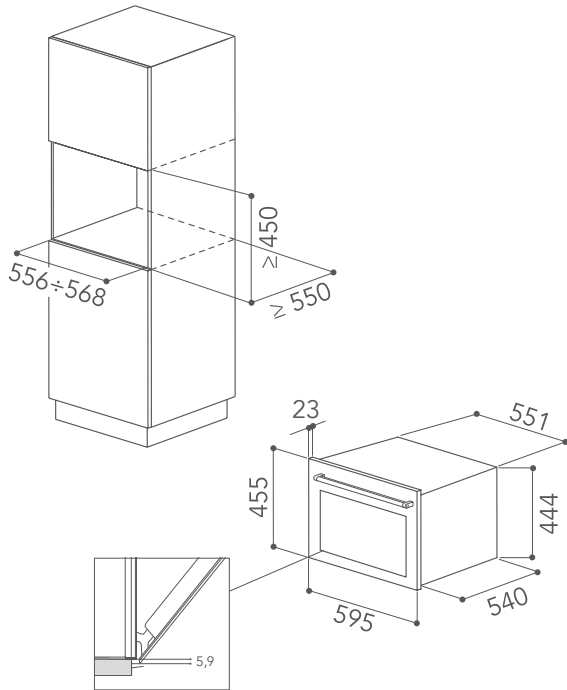
- 10 sous-vide cooking functions
- 2 sous-vide regeneration functions

- 4 special functions
- 5 traditional functions
- Steam cleaning

Forced air
Forced air + steam

Digital display

Temperature probe



Technical Specifications page 97

45 CM COMBI STEAM OVEN



KOQCX 45600 | £ 1,925.00

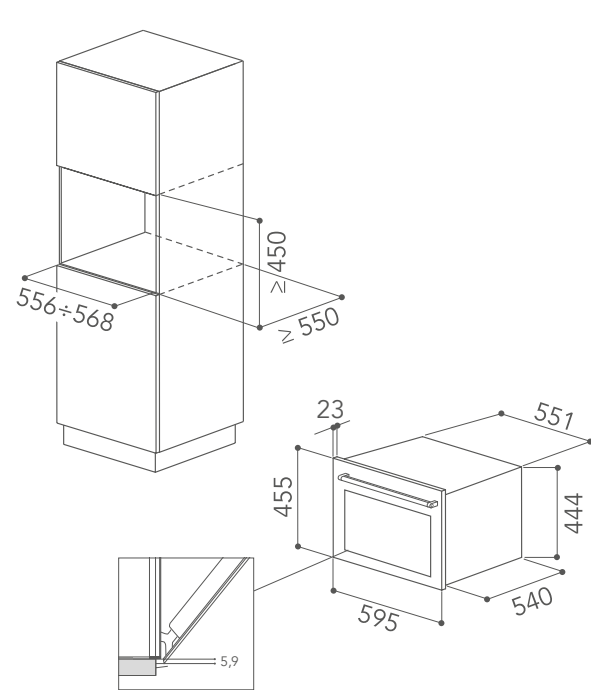
- 10 sous-vide cooking functions
- 2 sous-vide regeneration functions

- 4 special functions
- 5 traditional functions
- Steam cleaning

Forced air
Forced air + steam

Digital display

Temperature probe



Technical Specifications page 97

45 CM PURE STEAM OVEN



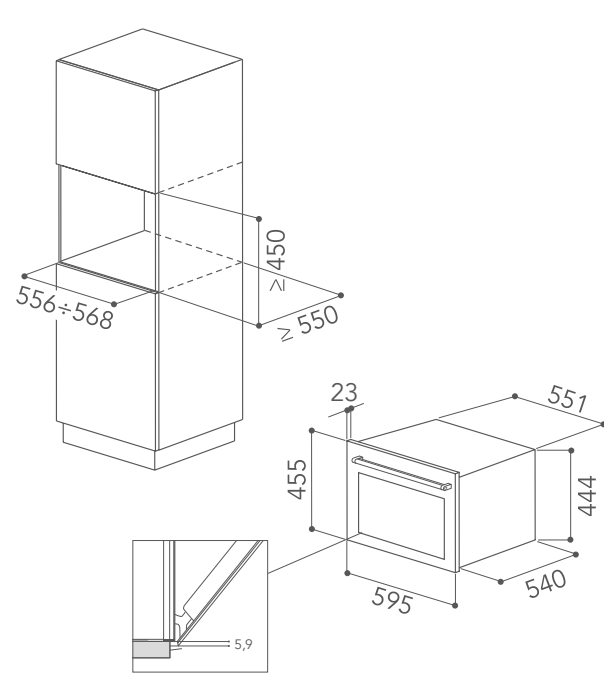
KOSCX 45600 | £ 2,000.00

- 10 sous-vide cooking functions
- 2 sous-vide regeneration functions

- 4 special functions
- 3 traditional functions
- Steam cleaning

Digital display

Temperature probe



Technical Specifications page 97

MICROWAVE OVENS

Outstanding Features



The genius Nikola Tesla said that seeing the universe in terms of energy, frequency and vibration would offer a totally new vision to carry us to a future connected to our own desires, not merely to chance. The energy of KitchenAid microwave ovens is the perfect partner for such a vision, ready to serve your creativity with the highest technological standards.

◉ *Sensor Cooking*

The ideal ally, always ready to enhance the flavour of your dishes. Simply select the type of dish you want to cook and the sensor will automatically adjust the microwave's power level and cooking time actively throughout the cooking process.

◉ *ProSteam technology*


The perfect way to steam food in KitchenAid microwave ovens. The KitchenAid oven automatically adjusts to direct its low-level microwaves into the Steamer, an included ProSteam technology dish, so you can explore all the healthy opportunities to cook an outstanding steamed salmon with black bean sauce.

◉ *Crisp technology*

With this technology you can bake or grill the 75% quicker, thanks to the combination of the three heat sources at your disposal: microwaves, the Crisp plate which reaches a temperature of 210° Celsius in less than two minutes, and the Grill.

◉ *3D microwave distribution system*

The 3D microwave distribution system, patented by KitchenAid, combines the emission of waves from different points, so as to ensure homogeneous heating both inside and outside of your dishes.



Art is animated by invisible forces
that rules the universe.

Léopold Senghor

MICROWAVE OVENS

45 CM BLACK STS COMBI MICROWAVE OVEN



KMQCXB 45600 | £ 1,350.00

8 special functions 4 traditional functions
LCD display
Combi system Crisp function
Anti-fingerprint black stainless steel 40-litres cavity 36 cm turntable

45 CM COMBI MICROWAVE OVEN



KMOCX 45600 | £ 1,250.00

8 special functions 4 traditional functions
LCD display
Combi system Crisp function
Anti-fingerprint stainless steel 40-litres cavity 36 cm turntable

38 CM COMBI MICROWAVE OVEN



KMOCX 38600 | £ 1,000.00

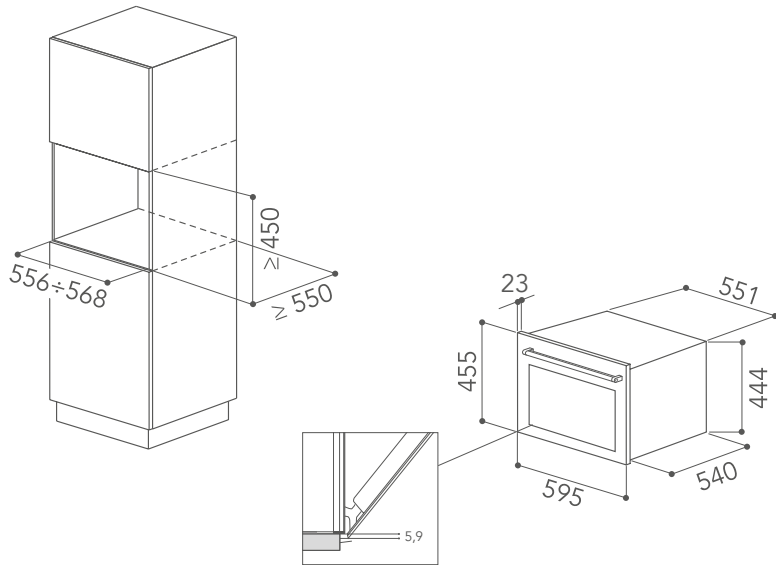
5 special functions 4 traditional functions
Digital display
Combi system Crisp function
Anti-fingerprint stainless steel 31-litres cavity 32,5 cm turntable

38 CM MICROWAVE OVEN

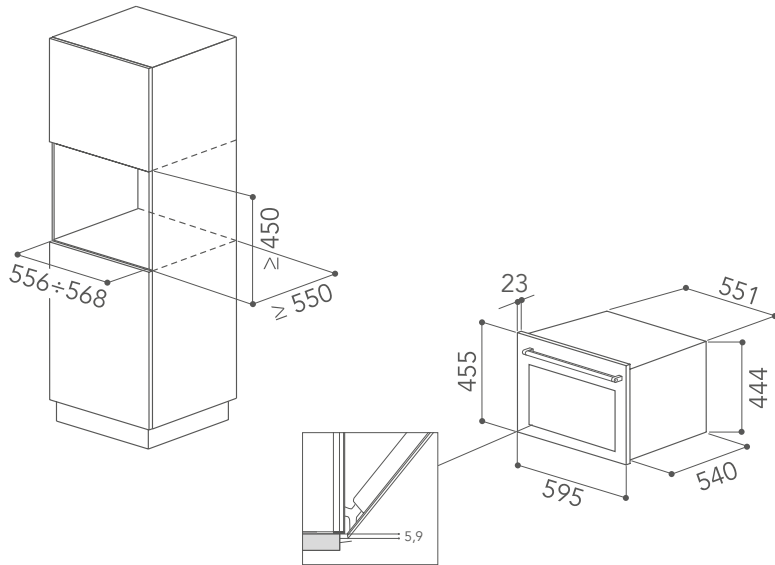


KMMXX 38600 | £ 850.00

2 special functions 3 traditional functions
Digital display
Anti-fingerprint stainless steel 31-litres cavity 32,5 cm turntable



Technical Specifications page 98



Technical Specifications page 99

Technical Specifications page 99

OVENS • TECHNICAL DETAILS

	60 CM BLACK STS TWELIX ARTISAN OVEN PYROLITIC KOASPB 60600	60 CM TWELIX ARTISAN OVEN PYROLITIC KOASP 60600	60 CM BLACK STS TWELIX OVEN PYROLITIC KOTSPB 60600
AESTHETICS			
Colour & Finishing	Black stainless steel	Stainless steel anti-fingerprint	Black stainless steel
UI Display	2 Knobs, LCD	2 Knobs, LCD	2 Knobs, LCD
CLEANING SYSTEM			
Pyro/Standard/Catalytic	Pyro	Pyro	Pyro
Pyro cycle	Express/Eco: 1.15h Standard: 2h	Express/Eco: 1.15h Standard: 2h	Express/Eco: 1.15h Standard: 2h
DISTINCTIVE FEATURES			
Twelix System	○	○	○
Active Steam - Plug In Accessory	○	○	-
Cooking Steam	○	○	-
Multilevel	○	○	○
Soft Closing Door	Soft closing	Soft closing	Soft closing
PROFESSIONAL FUNCTIONS			
Steam functions (food type, custom steam, pure steam, artisan)	4	4	-
Bakery (traditional bread, malt bread, high pizza, thin pizza, salty cake, baguette)	6	6	6
Pastry (pate a choux, croissant, sponge cake, plum cake, short pastry)	5	5	5
Roasting (veal pork, roast beef rare, roast beef medium, roast chicken, roast turkey)	-	-	-
SPECIAL FUNCTIONS			
Drying	○	○	○
Tweli base (W)	○	○	○
Eco forced air	○	○	○
Defrosting	○	○	○
Keep warm (65°C)	○	○	○
Dehydration	○	○	○
Yoghurt prep (50°C)	○	○	○
Rising (40°C)	○	○	○
Slow cooking meat / fish	○	○	○
STANDARD FUNCTIONS			
Automatic cleaning	○	○	○
Conventional	○	○	○
Fast Preheat	○	○	○
Forced Air	○	○	○
Grill	○	○	○
Convection Bake	○	○	○
Turbo Grill	○	○	○
Tweli Grill	○	○	○
Favourites	○	○	○
ACCESSORIES			
Temperature Probe	○	○	○
Grid(s) / Baking tray(s)	2 / 2	2 / 2	1 / 2
Deep Tray(s)	-	-	1
Dehydration rack	○	○	○
Turnspit	○	○	○
Oven guides/sliding shelves	Telescopic (2 fully pairs)	Telescopic (2 fully pairs)	Telescopic (2 fully pairs)
TECHNICAL INFORMATION			
Energy Class	A+	A+	A+
Voltage (V) / Frequency (Hz)	220 - 240 / 50 - 60	220 - 240 / 50 - 60	220 - 240 / 50 - 60
Temperature range (°C)	30 - 250	30 - 250	30 - 250
Child safety lock	○	○	○
Interior Light	1 - Halogen	1 - Halogen	1 - Halogen
Door Glasses / Cold door	4 / ○	4 / ○	4 / ○
Cavity Volume (L)	73	73	73
Power of ring element (W)	2300	2300	2300
Grill power (W)	2450	2450	2450
Product Size HxWxD (mm)	595 X 595 X 564	595 X 595 X 564	595 X 595 X 564
Niche Size HxWxD (mm)	583 X 560 X 550	583 X 560 X 550	583 X 560 X 550
Packed Size HxWxD (mm)	690 X 630 X 650	690 X 630 X 650	690 X 630 X 650
Net Weight / Gross Weight (kg)	53,4 / 56,4	53,4 / 56,4	40,9 / 42,9
Electrical connection rating (W)	3650	3650	3650

	60 CM TWELIX OVEN PYROLITIC KOTSP 60600	60 CM MULTIFUNCTIONAL OVEN PYROLITIC KOLSP 60600	STANDARD KOLSS 60600
AESTHETICS			
Colour & Finishing	Stainless steel anti-fingerprint	Stainless steel anti-fingerprint	
UI Display	2 Knobs, LCD	2 Knobs, LCD	
CLEANING SYSTEM			
Pyro/Standard/Catalytic	Pyro	Pyro	Standard
Pyro cycle	Express/Eco: 1.15h Standard: 2h	Express/Eco: 1.15h Standard: 2h	-
DISTINCTIVE FEATURES			
Twelix System	○	-	
Active Steam - Plug In Accessory	-	-	
Cooking Steam	-	-	
Multilevel	○	○	
Soft Closing Door	Soft closing	Soft closing	
PROFESSIONAL FUNCTIONS			
Steam functions (food type, custom steam, pure steam, artisan)	-	-	
Bakery (traditional bread, malt bread, high pizza, thin pizza, salty cake, baguette)	6	6	
Pastry (pate a choux, croissant, sponge cake, plum cake, short pastry)	5	5	
Roasting (veal pork, roast beef rare, roast beef medium, roast chicken, roast turkey)	-	5	
SPECIAL FUNCTIONS			
Drying	○	-	
Tweli base (W)	○	-	
Eco forced air	○	○	
Defrosting	○	○	
Keep warm (65°C)	○	○	
Dehydration	○	-	
Yoghurt prep (50°C)	○	○	
Rising (40°C)	○	○	
Slow cooking meat / fish	○	○	
STANDARD FUNCTIONS			
Automatic cleaning	○	○	-
Conventional	○	○	
Fast Preheat	○	○	
Forced Air	○	○	
Grill	○	○	
Convection Bake	○	○	
Turbo Grill	○	○	
Tweli Grill	○	-	
Favourites	○	○	
ACCESSORIES			
Temperature Probe	○	○	
Grid(s) / Baking tray(s)	1 / 2	2 / 1	
Deep Tray(s)	1	1	
Dehydration rack	○	-	
Turnspit	○	○	-
Oven guides/sliding shelves	Telescopic (2 fully pairs)	Telescopic (1 fully mounted pair)	
TECHNICAL INFORMATION			
Energy Class	A+	A+	
Voltage (V) / Frequency (Hz)	220 - 240 / 50 - 60	220 - 240 / 50 - 60	
Temperature range (°C)	30 - 250	30 - 250	
Child safety lock	○	○	
Interior Light	1 - Halogen	1 - Halogen	
Door Glasses / Cold door	4 / ○	4 / ○	3 / -
Cavity Volume (L)	73	73	
Power of ring element (W)	2300	2300	
Grill power (W)	2450	2450	
Product Size HxWxD (mm)	595 X 595 X 564	595 X 595 X 564	
Niche Size HxWxD (mm)	583 X 560 X 550	583 X 560 X 550	
Packed Size HxWxD (mm)	690 X 630 X 650	690 X 630 X 650	
Net Weight / Gross Weight (kg)	40,9 / 42,9	40,9 / 42,9	37,4 / 39,4
Electrical connection rating (W)	3650	3650	

OVENS • TECHNICAL DETAILS

	60 CM MULTIFUNCTIONAL OVEN PYROLITIC KOHSP 60601		60 CM MULTIFUNCTIONAL OVEN STANDARD KOGSS 60600
AESTHETICS			
Colour & Finishing	Stainless steel anti-fingerprint		Stainless steel anti-fingerprint
UI Display	2 Knobs, Digital display		3 Knobs
CLEANING SYSTEM			
Pyro/Standard/Catalytic	Pyro	Standard	Standard
Pyro cycle	Express/Eco: 1,15h Standard: 2h	-	-
DISTINCTIVE FEATURES			
Twelix System	-		-
Active Steam - Plug In Accessory	-		-
Cooking Steam	-		-
Multilevel	●		●
Soft Closing Door	Soft closing		Soft closing
PROFESSIONAL FUNCTIONS			
Steam functions (food type, custom steam, pure steam, artisan)	-		-
Bakery (traditional bread, malt bread, high pizza, thin pizza, salty cake, baguette)	-		-
Pastry (pate a choux, croissant, sponge cake, plum cake, short pastry)	-		-
Roasting (veal pork, roast beef rare, roast beef medium, roast chicken, roast turkey)	-		-
SPECIAL FUNCTIONS			
Drying	-		-
Tweli base (W)	-		-
Eco forced air	●		●
Defrosting	●		-
Keep warm (65°C)	●		-
Dehydration	-		-
Yoghurt prep (50°C)	●		-
Rising (40°C)	●		●
Slow cooking meat / fish	●		-
STANDARD FUNCTIONS			
Automatic cleaning	●	-	-
Conventional	●		●
Fast Preheat	●		●
Forced Air	●		●
Grill	●		●
Convection Bake	●		●
Turbo Grill	●		●
Tweli Grill	-		-
Favourites	●		●
ACCESSORIES			
Temperature Probe	●		-
Grid(s) / Baking tray(s)	1 / 1		1 / 1
Deep Tray(s)	1		1
Dehydration rack	-		-
Turnspit	-		-
Oven guides/sliding shelves	Telescopic (1 fully mounted pair)		Telescopic (1 fully mounted pair)
TECHNICAL INFORMATION			
Energy Class	A+		A+
Voltage (V) / Frequency (Hz)	220 - 240 / 50 - 60		220 - 240 / 50 - 60
Temperature range (°C)	30 - 250		30 - 250
Child safety lock	●		-
Interior Light	1 - Halogen		1 - Halogen
Door Glasses / Cold door	4 / ●	3 / -	3 / -
Cavity Volume (L)	73		73
Power of ring element (W)	2000		2000
Grill power (W)	2450		2450
Product Size HxWxD (mm)	595 X 595 X 564		595 X 595 X 564
Niche Size HxWxD (mm)	583 X 560 X 550		583 X 560 X 550
Packed Size HxWxD (mm)	690 X 630 X 650		690 X 630 X 650
Net Weight / Gross Weight (kg)	40,9 / 42,9	38,5 / 39,4	38,5 / 39,4
Electrical connection rating (W)	3650		3650

































	60 CM MULTIFUNCTIONAL OVEN PYROLITIC KOHCP 60600	90 CM OVEN STANDARD KOFCS 60900
AESTHETICS		
Colour & Finishing	Stainless steel anti-fingerprint	Stainless steel anti-fingerprint
UI Display	2 Knobs, Digital display	2 Knobs, Digital display
CLEANING SYSTEM		
Pyro/Standard/Catalytic	Pyro	Standard
Pyro cycle	Express/Eco: 1.15h Standard: 2h	-
DISTINCTIVE FEATURES		
Twelix System	-	-
Active Steam - Plug In Accessory	-	-
Cooking Steam	-	-
Multilevel	○	-
Soft Closing Door	Standard	Soft closing
PROFESSIONAL FUNCTIONS		
Steam functions (food type, custom steam, pure steam, artisan)	-	-
Bakery (traditional bread, malt bread, high pizza, thin pizza, salty cake, baguette)	-	-
Pastry (pate a choux, croissant, sponge cake, plum cake, short pastry)	-	-
Roasting (veal pork, roast beef rare, roast beef medium, roast chicken, roast turkey)	-	-
SPECIAL FUNCTIONS		
Drying	-	-
Tweli base (W)	-	-
Eco forced air	-	-
Defrosting	○	○
Keep warm (65°C)	○	-
Dehydration	-	-
Yoghurt prep (50°C)	○	-
Rising (40°C)	○	-
Slow cooking meat / fish	○	-
STANDARD FUNCTIONS		
Automatic cleaning	○	-
Conventional	-	-
Fast Preheat	○	-
Forced Air	○	○
Grill	○	○
Convection Bake	○	○
Turbo Grill	-	-
Tweli Grill	-	-
Favourites	○	-
ACCESSORIES		
Temperature Probe	-	-
Grid(s) / Baking tray(s)	1 / 1	2 / 1
Deep Tray(s)	1	-
Dehydration rack	-	-
Turnspit	-	○
Oven guides/sliding shelves	Grids	Telescopic
TECHNICAL INFORMATION		
Energy Class	A+	A
Voltage (V) / Frequency (Hz)	220 - 240 / 50 - 60	220 - 240 / 50 - 60
Temperature range (°C)	30 - 250	50 - 250
Child safety lock	○	○
Interior Light	1 - Halogen	1 - Incandescent
Door Glasses / Cold door	4 / ○	2 / -
Cavity Volume (L)	73	89
Power of ring element (W)	2000	-
Grill power (W)	2450	2850
Product Size HxWxD (mm)	595 X 595 X 564	477 X 893 X 538
Niche Size HxWxD (mm)	583 X 560 X 550	478 X 860 X 550
Packed Size HxWxD (mm)	690 X 630 X 650	560 X 980 X 650
Net Weight / Gross Weight (kg)	40,9 / 42,9	43,2 / 46
Electrical connection rating (W)	3650	2900



OVENS • TECHNICAL DETAILS

	60 CM TWELIX ARTISAN OVEN PYROLITIC KOASP 60602	60 CM TWELIX OVEN PYROLITIC KOTSP 60602
AESTHETICS		
Colour & Finishing	Stainless steel anti-fingerprint	Stainless steel anti-fingerprint
UI Display	2 Knobs, LCD	2 Knobs, LCD
CLEANING SYSTEM		
Pyro/Standard/Catalytic	Pyro	Pyro
Pyro cycle	Express/Eco: 1.15h Standard: 2h	Express/Eco: 1.15h Standard: 2h
DISTINCTIVE FEATURES		
Twelix System	○	○
Active Steam - Plug In Accessory	○	-
Cooking Steam	○	-
Multilevel	○	○
Soft Closing Door	Soft closing	Soft closing
PROFESSIONAL FUNCTIONS		
Steam functions (food type, custom steam, pure steam, artisan)	4	-
Bakery (traditional bread, malt bread, high pizza, thin pizza, salty cake, baguette)	6	6
Pastry (pate a choux, croissant, sponge cake, plum cake, short pastry)	5	5
Roasting (veal pork, roast beef rare, roast beef medium, roast chicken, roast turkey)	-	-
SPECIAL FUNCTIONS		
Drying	○	○
Tweli base (W)	○	○
Eco forced air	○	○
Defrosting	○	○
Keep warm (65°C)	○	○
Dehydration	○	○
Yoghurt prep (50°C)	○	○
Rising (40°C)	○	○
Slow cooking meat / fish	○	○
STANDARD FUNCTIONS		
Automatic cleaning	○	○
Conventional	○	○
Fast Preheat	○	○
Forced Air	○	○
Grill	○	○
Convection Bake	○	○
Turbo Grill	○	○
Tweli Grill	○	○
Favourites	○	○
ACCESSORIES		
Temperature Probe	○	○
Grid(s) / Baking tray(s)	2 / 2	1 / 2
Deep Tray(s)	-	1
Dehydration rack	○	○
Turnspit	○	○
Oven guides/sliding shelves	Telescopic (2 fully pairs)	Telescopic (2 fully pairs)
TECHNICAL INFORMATION		
Energy Class	A+	A+
Voltage (V) / Frequency (Hz)	220 - 240 / 50 - 60	220 - 240 / 50 - 60
Temperature range (°C)	30 - 250	30 - 250
Child safety lock	○	○
Interior Light	2 - Halogen	2 - Halogen
Door Glasses / Cold door	4 / ○	4 / ○
Cavity Volume (lt)	73	73
Power of ring element (W)	2300	2300
Grill power (W)	2450	2450
Product Size HxWxD (mm)	595 X 595 X 564	595 X 595 X 564
Niche Size HxWxD (mm)	583 X 560 X 550	583 X 560 X 550
Packed Size HxWxD (mm)	690 X 630 X 650	690 X 630 X 650
Net Weight / Gross Weight (kg)	53,4 / 56,4	40,9 / 42,9
Electrical connection rating (W)	3650	3650

	60 CM MULTIFUNCTIONAL OVEN PYROLITIC KOLSP 60602		60 CM MULTIFUNCTIONAL OVEN PYROLITIC KOHSP 60602	
AESTHETICS				
Colour & Finishing	Stainless steel anti-fingerprint		Stainless steel anti-fingerprint	
UI Display	2 Knobs, LCD		2 Knobs, Digital display	
CLEANING SYSTEM				
Pyro/Standard/Catalytic	Pyro	Standard	Pyro	Standard
Pyro cycle	Express/Eco: 1.15h Standard: 2h	-	Express/Eco: 1.15h Standard: 2h	-
DISTINCTIVE FEATURES				
Twelix System	-		-	
Active Steam - Plug In Accessory	-		-	
Cooking Steam	-		-	
Multilevel	●		●	
Soft Closing Door	Soft closing		Soft closing	
PROFESSIONAL FUNCTIONS				
Steam functions (food type, custom steam, pure steam, artisan)	-		-	
Bakery (traditional bread, malt bread, high pizza, thin pizza, salty cake, baguette)	6		-	
Pastry (pate a choux, croissant, sponge cake, plum cake, short pastry)	5		-	
Roasting (veal pork, roast beef rare, roast beef medium, roast chicken, roast turkey)	5		-	
SPECIAL FUNCTIONS				
Drying	-		-	
Tweli base (W)	-		-	
Eco forced air	●		-	
Defrosting	●		●	
Keep warm (65°C)	●		●	
Dehydration	-		-	
Yoghurt prep (50°C)	●		●	
Rising (40°C)	●		●	
Slow cooking meat / fish	●		●	
STANDARD FUNCTIONS				
Automatic cleaning	●	-	●	-
Conventional	●		-	
Fast Preheat	●		●	
Forced Air	●		●	
Grill	●		●	
Convection Bake	●		●	
Turbo Grill	●		-	
Tweli Grill	-		-	
Favourites	●		●	
ACCESSORIES				
Temperature Probe	●		-	
Grid(s) / Baking tray(s)	2 / 1		1 / 1	
Deep Tray(s)	1		1	
Dehydration rack	-		-	
Turnspit	●	-	-	
Oven guides/sliding shelves	Telescopic (1 fully mounted pair)		Grids	
TECHNICAL INFORMATION				
Energy Class	A+		A+	
Voltage (V) / Frequency (Hz)	220 - 240 / 50 - 60		220 - 240 / 50 - 60	
Temperature range (°C)	30 - 250		30 - 250	
Child safety lock	●		●	
Interior Light	2 - Halogen		1 - Halogen	
Door Glasses / Cold door	4 / ●	3 / -	4 / ●	3 / -
Cavity Volume (lt)	73		73	
Power of ring element (W)	2300		2000	
Grill power (W)	2450		2450	
Product Size HxWxD (mm)	595 X 595 X 564		595 X 595 X 564	
Niche Size HxWxD (mm)	583 X 560 X 550		583 X 560 X 550	
Packed Size HxWxD (mm)	690 X 630 X 650		690 X 630 X 650	
Net Weight / Gross Weight (kg)	40,9 / 42,9	37,4 / 39,4	40,9 / 42,9	38,5 / 39,4
Electrical connection rating (W)	3650		3650	

OVENS • TECHNICAL DETAILS

	45 CM BLACK STS SPEED OVEN STANDARD KOCCXB 45600	45 CM SPEED OVEN STANDARD KOCCX 45600
AESTHETICS		
Colour & Finishing	Black stainless steel	KitchenAid Steel
UI Display	2 Knobs, LCD	2 Knobs, LCD
DISTINCTIVE FEATURES		
Style	Speed Oven	Speed Oven
3D Microwave	-	-
Dynamic Sensor	-	-
PROFESSIONAL FUNCTIONS		
Bakery (traditional bread, malt bread, high pizza, thin pizza, salty cake, baguette)	6	6
Pastry (pate a choux, croissant, sponge cake, plum cake, short pastry)	5	5
Roasting (veal pork, roast beef rare, roast beef medium, roast chicken, roast turkey)	7	7
SPECIAL FUNCTIONS		
Crisp Function	-	-
Sensor cooking	 re-heat Defrost	 re-heat Defrost
Automatic functions	-	-
Steam Cooking	-	-
Warm keeping function		
Rising		
Slow cooking		
Grill		
Turbo grill		
Grill + MWO		
TRADITIONAL FUNCTIONS		
Reheat		
Jet start		
Jet preheat	-	-
Jet defrost	-	-
ACCESSORIES		
Turntable	-	-
Grill grid	-	-
Forced air grid	-	-
Crisp plate	-	-
Crisp handle	-	-
Steamer	-	-
Plate cover		
Baking grid		
Glass tray		
Baking tray		
Temperature Probe		
TECHNICAL INFORMATION		
Voltage V	230	230
Frequency Hz	50	50
Plug	No - Schuko Plug Kit	No - Schuko Plug Kit
Energy class	A+	A+
Child lock		
Interior light		
Capacity Volume l	40	40
Maximum microwave power W	850	850
Number of power levels	7	7
Grill power W	1600	1600
FA power W	1200	1200
Type of grill	Heating element	Heating element
Connection rating W	2800	2800
Product Size HxWxD mm	455 X 595 X 560	455 X 595 X 560
CaVity Size HxWxD mm	210 X 450 X 420	210 X 450 X 420
Packed Size HxWxD mm	560 X 707 X 707	560 X 707 X 707
Gross Weight kg	37	37
Net Weight kg	35	35

	45CM BLACK STS COMBI STEAM OVEN STANDARD KOCCXB 45600	45CM COMBI STEAM OVEN STANDARD KOCCX 45600	45CM PURE STEAM OVEN STANDARD KOSCX 45600
AESTHETICS			
Display style	2 Knobs, LCD	2 Knobs, LCD	2 Knobs, LCD
Colour & Finishing	Black stainless Steel	KitchenAid Steel	KitchenAid Steel
CLEANING AND MAINTENANCE			
Descale			
Disinfection			
Steam Cleaning			
Drain			
DISTINCTIVE FEATURES			
Style	Oven - Steamer	Oven - Steamer	Pure Steamer
Multilevel Cooking - 3 Level perfect eveness			
SPECIAL FUNCTIONS			
Dough proving			
Yogurt prep (40°)			
Preservation			
Assisted Cooking			
TRADITIONAL COOKING FUNCTIONS			
Forced Air			-
Forced Air + Steam			-
Steam			
Reheat			
Steam defrost			
SOUS-VIDE REGENERATION FUNCTIONS			
Frozen food			
Refrigerated food			
SOUS-VIDE COOKING FUNCTIONS			
Whole meat			
Meat - slices			
Poultry			
Fish			
Mollusc and Shellfish			
Vegetables and Fruits			
Sweet			
Salty cream			
ACCESSORIES			
Temperature Probe			
Sponge			
Grids	1	1	1
Trays	1	1	1
Drip Tray			
Baking Grid			-
TECHNICAL INFORMATION			
Temperature range °C	40 - 230	40 - 230	40 - 230
Voltage V	230	230	230
Frequency Hz	50	50	50
ECO Mode			
Child Safety Lock			
Delay timer			
Interior Lights			
Water container	 - 2L	 - 2L	 - 2L
Cavity Size HxWxD mm	236 X 372 X 390	236 X 372 X 390	236 X 372 X 390
Max Niche Size HxWxD mm	460 X 556 X 550	460 X 556 X 550	460 X 556 X 550
Min Niche Size HxWxD mm	460 X 568 X 550	460 X 568 X 550	460 X 568 X 550
Product Size HxWxD mm	455 X 595 X 560	455 X 595 X 560	455 X 595 X 560
Packed Size HxWxD mm	585 X 668 X 688	585 X 668 X 688	585 X 668 X 688
Net Weight Kg	31	31	31
Gross Weight Kg	34	34	34
Connection Rating W	1450	1450	1450
FA power W	1400	1400	-

OVENS • TECHNICAL DETAILS

	45CM BLACK STS COMBI MICROWAVE OVEN KMQCXB 45600	45 CM COMBI MICROWAVE OVEN KMQCX 45600
AESTHETHICS		
Cavity material	Stainless Steel	Stainless steel
Display Style	2 Knobs, LCD	2 Knobs, LCD
Colour & Finishing	Black stainless steel	KitchenAid steel
DISTINCTIVE FEATURES		
Style	Microwave Combi	Microwave Combi
3D Microwave	○	○
Dynamic Sensor	○	○
SPECIAL FUNCTIONS		
Crisp Function	○	○
Sensor cooking	○ Sensor re-heat / Sensor crisp Sensor Steam	○ Sensor re-heat / Sensor crisp Sensor Steam
Automatic functions	○	○
Steam Cooking	○	○
Warm keeping function	○	○
Rising	-	-
Slow cooking	-	-
Grill	○	○
Turbo grill	○	○
Grill + MWO	○	○
TRADITIONAL FUNCTIONS		
Reheat	○	○
Jet start	○	○
Jet preheat	○	○
Jet defrost	○	○
ACCESSORIES		
Turntable	○	○
Grill Grid	○	○
Forced Air Grid	○	○
Crisp Plate	○	○
Crisp Handle	○	○
Steamer	○	○
Plate Cover	○	○
Baking Grid	-	-
Glass Tray	-	-
Baking Tray	○	○
Temperature Probe	-	-
TECHNICAL INFORMATION		
Voltage V	230	230
Frequency Hz	50	50
Plug	No - Schuko Plug Kit	No - Schuko Plug Kit
Child Safety Lock	○	○
Interior light	○	○
Capacity Volume L	40	40
Maximum microwave power W	900	900
Number of power levels	7	7
Grill power W	1600	1600
FA power W	1200	1200
Type of grill	Heating element	Heating element
Connection Rating W	2800	2800
Product Size HxWxD mm	455 X 595 X 560	455 X 595 X 560
Cavity Size HxWxD mm	210 X 450 X 420	210 X 450 X 420
Packed Size HxWxD mm	561 X 669 X 685	561 X 669 X 685
Net Weight Kg	35	35
Gross Weight Kg	37	37

	38 CM COMBI MICROWAVE OVEN KMQCX 38600	38 CM MICROWAVE OVEN KMMXX 38600
AESTHETHICS		
Cavity material	Stainless Steel	Stainless steel
Display Style	2 Knobs, Intuitive Display	2 Knobs, Intuitive Display
Colour & Finishing	KitchenAid steel	KitchenAid steel
DISTINCTIVE FEATURES		
Style	Microwave Combi	Microwave
3D Microwave	○	○
Dynamic Sensor	-	-
SPECIAL FUNCTIONS		
Crisp Function	○	-
Sensor cooking	○ Auto re-heat / Auto cook / Auto crisp	○ Auto re-heat / Auto cook
Automatic functions	○	○
Steam Cooking	-	-
Warm keeping function	-	-
Rising	-	-
Slow cooking	-	-
Grill	○	-
Turbo grill	-	-
Grill + MWO	○	-
TRADITIONAL FUNCTIONS		
Reheat	○	○
Jet start	○	○
Jet preheat	○	-
Jet defrost	○	○
ACCESSORIES		
Turntable	○	○
Grill Grid	○	-
Forced Air Grid	○	-
Crisp Plate	○	-
Crisp Handle	○	-
Steamer	-	-
Plate Cover	○	○
Baking Grid	-	-
Glass Tray	-	-
Baking Tray	-	-
Temperature Probe	-	-
TECHNICAL INFORMATION		
Voltage V	230	230
Frequency Hz	50	50
Plug	No - Schuko Plug Kit	No - Schuko Plug Kit
Child Safety Lock	○	○
Interior light	○	○
Capacity Volume L	31	31
Maximum microwave power W	1000	1000
Number of power levels	7	7
Grill power W	800	-
FA power W	1200	-
Type of grill	Quartz grill	-
Connection Rating W	2300	1800
Product Size HxWxD mm	385 X 595 X 514	385 X 595 X 514
Cavity Size HxWxD mm	200 X 405 X 380	200 X 405 X 380
Packed Size HxWxD mm	445 X 656 X 630	445 X 656 X 630
Net Weight Kg	30	30
Gross Weight Kg	32	32

H O B S

GAS

INDUCTION

DOMINO

Finishing food is about the tiny touches.
In the last seconds you can change everything.

Mario Batali



In the end, your creativity - perhaps even your outrageousness - will determine the final result of your dishes.

Bobby Flay

Hobs

Ignite curiosity with new flavour

Heat sets things in motion: life, the universe and everything. Whatever its source may be, its power is so great that controlling it requires not only precision but real dedication. Only then can heat set creativity in motion. What most inspires you in the kitchen? Is it the heat of a flame, or of electricity, or both together?

KitchenAid hobs are ready to answer this and every question your curiosity can come up with. Because we know that the Maillard reaction is not just about sugars and amino acids. It is about curiosity heating up and about the satisfaction that is the result.

GAS



**60 CM GAS
HOB 4B**
+ Standard Installation
+ Domestic Performance
+ 4 Burners
KHGD4 60510
page 112



**77 CM GAS
HOB 5B**
+ Standard Installation
+ Domestic Performance
+ 5 Burners
KHGD5 77510
page 112



**86 CM GAS
HOB 5B**
+ Standard Installation
+ Domestic Performance
+ 5 Burners
KHGD5 86510
page 111



**60 CM GAS
HOB 4B**
+ Standard Installation
+ Domestic Performance
with iXelium Technology
+ 4 Burners
KHMD4 60510
page 111



**77 CM GAS
HOB 5B**
+ Standard Installation
+ Domestic Performance
with iXelium Technology
+ 5 Burners
KHMD5 77510
page 110




86 CM GAS HOB 5B
+ Flush / Standard Installation
+ Professional Performance
+ 5 Burners
KHSP5 86510
page 108



**113 CM GAS
HOB 4B**
+ Flush / Standard
Installation
+ Domestic Performance
+ 4 Burners
KHSD4 11380
page 108



**77 CM GAS
HOB 5B**
+ Flush / Standard Installation
+ Professional Performance
+ 5 Burners
KHSP5 77510
page 109



**86 CM GAS
HOB 5B**
+ Standard Installation
+ Professional Performance
with iXelium Technology
+ 5 Burners
KHMP5 86510
page 109



**77 CM GAS
HOB 5B**
+ Standard Installation
+ Professional Performance
with iXelium Technology
+ 5 Burners
KHMP5 77510
page 110

CHOOSE
YOUR
FORM
OF ART

GAS HOBS

Outstanding Features



Plutarch said that the mind is not a vessel to be filled but a fire to be kindled. Once ignited, the most exciting thing is learning and understanding how to keep it aglow. Each KitchenAid gas hob is designed to have all the features necessary to offer the right flame for your passion.

◉ *Double Crown Burners*

With concentric flame rings, our special burners give you powerful, even and controllable heat over a wide area so to enjoy your Cocoa pappardelle with bitto cheese sauce, mushrooms and hazelnuts.

◉ *Wok Adapter*

This adapter supports your Wok pan over your hob and ensures that your stir-fry is cooked at the just right temperature, and heats the wok evenly for special Dan Dan noodles.

◉ *Standard or “Flush” Installation*

KitchenAid hobs can be installed perfectly flush with your worktop to create sleek design solutions that are utterly in keeping with the style of your kitchen. If you prefer, your hob can have a low profile and be perfectly matched to suit any material or workspace.

◉ *Dish-washable Cast Iron Grids*

KitchenAid hob grids can be conveniently washed in the dishwasher, saving you time and effort.

◉ *iXelium*

This advanced nanotechnology treatment means the hob surface is significantly more resistant to scratches, yellowing and corrosion than conventional stainless steel, without changing its natural finish.

Cooking is a love story.
You need to fall in love with ingredients and then
with people who cook them.

Alain Ducasse



GAS HOBS

113 CM GAS HOB 4B

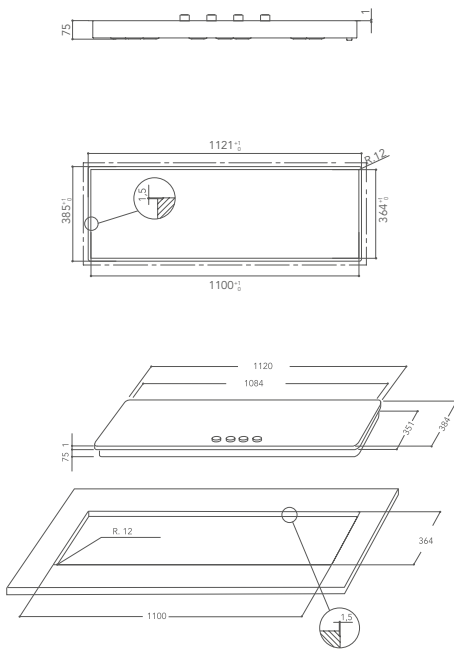


KHSD4 11380 | £ 1,900.00

4 gas burners
1 double-crown special burner 4 kw
Flush installation

Wok adaptor

Brass burners
Dishwashable cast-iron grids



Technical Specifications page 130

86 CM GAS HOB 5B

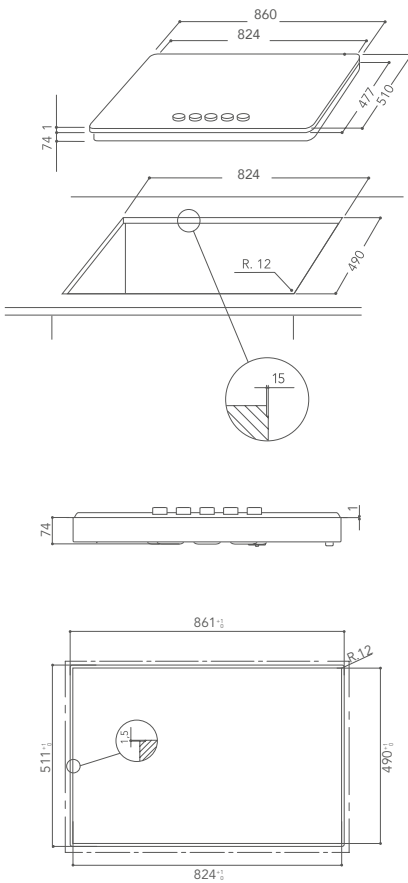


KHSP5 86510 | £ 1,800.00

5 gas burners
1 double-crown special burner 6 kw
Flush installation

Wok adaptor

Brass burners
Dishwashable cast-iron grids



Technical Specifications page 130

77 CM GAS HOB 5B

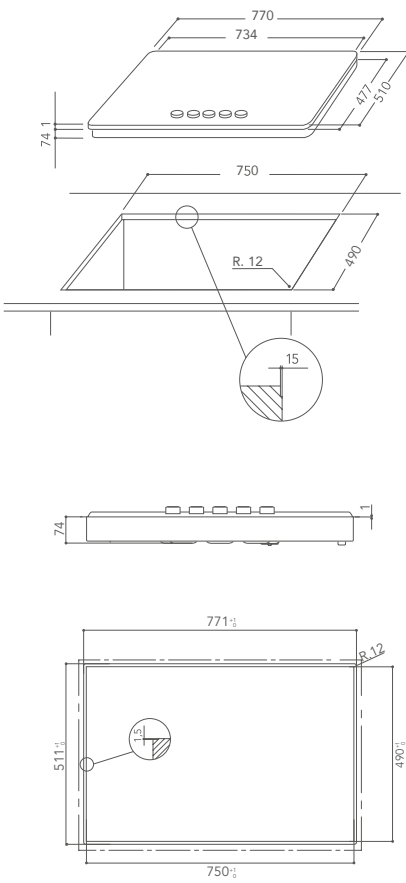


KHSP5 77510 | £ 1,600.00

5 gas burners
1 double-crown special burner 6 kw
Flush installation


Wok adaptor

Brass burners
Dishwashable cast-iron grids



Technical Specifications page 130

86 CM GAS HOB 5B

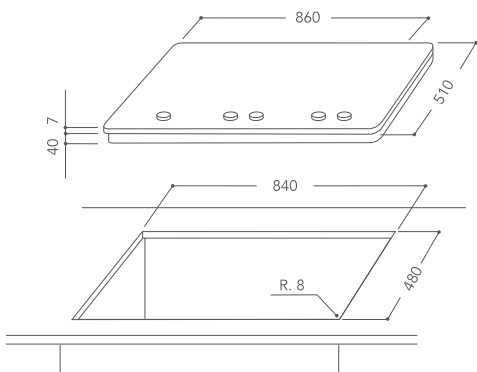


KHMP5 86510 | £ 1,800.00

5 gas burners
1 double-crown special burner 6 kw
Standard installation

Wok adaptor

Dishwashable cast-iron grids
iXelium finishing



Technical Specifications page 131

GAS HOBS

77 CM GAS HOB 5B

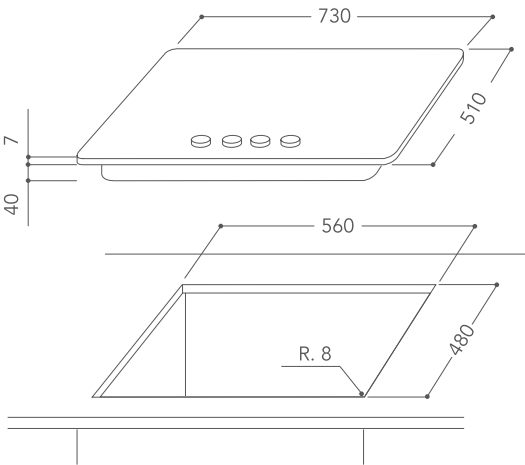


KHMP5 77510 | £ 1,100.00

5 gas burners
1 double-crown special burner 6 kw
Standard installation

Wok adaptor

Dishwashable cast-iron grids
iXelium finishing



Technical Specifications page 131

77 CM GAS HOB 5B

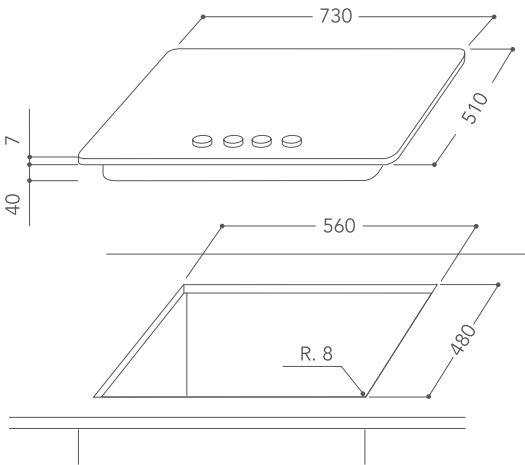


KHMD5 77510 | £ 850.00

5 gas burners
1 double-crown special burner 4 kw
Standard installation

Wok adaptor

Dishwashable cast-iron grids
iXelium finishing



Technical Specifications page 131

60 CM GAS HOB 4B

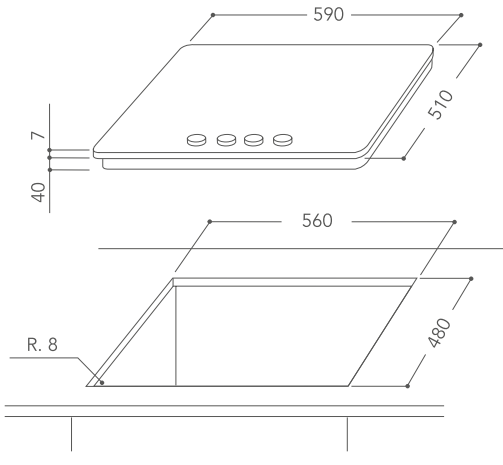


KHMD4 60510 | £ 750.00

4 gas burners
1 double-crown special burner 4 kw
Standard installation

Wok adaptor

Dishwashable cast-iron grids
iXelium finishing



Technical Specifications page 131

86 CM GAS HOB 5B

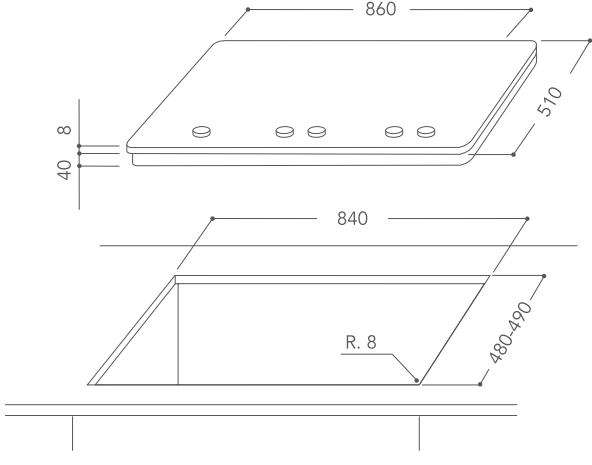


KHGD5 86510 | £ 1,200.00

5 gas burners
1 double-crown special burner 5 kw
Standard installation

Wok adaptor

Dishwashable cast-iron grids
Glass finishing



Technical Specifications page 132

GAS HOBS

77 CM GAS HOB 5B

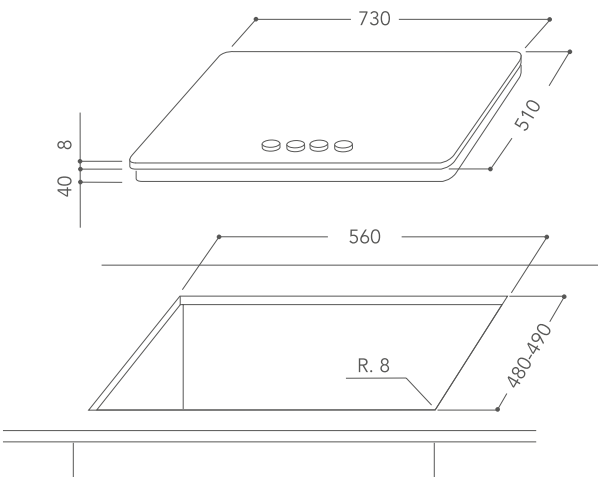


KHGD5 77510 | £ 1,000.00

5 gas burners
1 double-crown special burner 5 kw
Standard installation

Wok adaptor

Dishwashable cast-iron grids
Glass finishing



Technical Specifications page 132

60 CM GAS HOB 4B

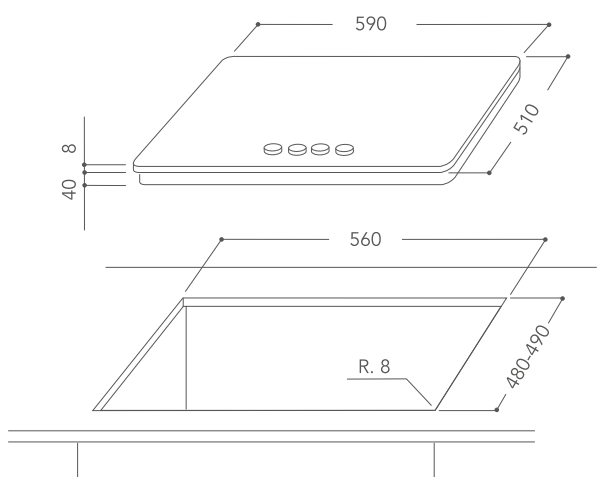


KHGD4 60510 | £ 750.00

5 gas burners
1 double-crown special burner 4 kw
Standard installation

Wok adaptor

Dishwashable cast-iron grids
Glass finishing



Technical Specifications page 132



INDUCTION



65 CM INDUCTION HOB
+ 3 Induction Zones
+ Booster 3.4 kW
STANDARD KHID3 65510
page 121



65 CM INDUCTION HOB
+ 4 Induction Zones
+ Booster 2.4 kW
STANDARD KHID4 65510
page 120



77 CM INDUCTION HOB
+ 4 Induction Zones
+ Booster 5.4 kW
STANDARD KHID4 77510
page 120



90 CM INDUCTION HOB
+ 5 Induction Zones
+ Booster 2.8 kW
INSTALLATION:
FLUSH KHIP5 90511
STANDARD KHIP5 90510
page 118



77 CM INDUCTION HOB
+ 4 Induction Zones
+ Booster 4.2 kW
INSTALLATION:
FLUSH KHIP4 77511
STANDARD KHIP4 77510
page 118



65 CM INDUCTION HOB
+ 4 Induction Zones
+ Booster 3.7 kW
INSTALLATION:
STANDARD KHIP4 65510
page 119



70 CM INDUCTION HOB
+ 3 Induction Zones
+ Booster 5.4 kW
KHIP3 70510
page 119

LIGHT UP
YOUR
INSPIRATION



Creativity is thinking up new things.
Innovation is doing new things.

Theodore Levitt

INDUCTION HOBS

Outstanding Features



It only takes a moment to ignite a creative mind's curiosity. But that curiosity must be nourished with new ideas. That's why KitchenAid induction hobs are designed with a full range of features for your complete satisfaction.

◉ *Sensor Function*

The Sensor function is standard on all KitchenAid induction cooktops, and can detect when a pan reaches boiling point. It will let you know with an acoustic signal, then adjust the power so it is just enough to maintain the temperature.

◉ *Multisetting options*

Dedicated melting and simmering settings give you the precision you need to get perfect results from delicate ingredients, like butter or chocolate. While the keep warm function maintains food at a constant low heat while you serve. Perfect for your couverture chocolate.

◉ *Flexible zone*

This option allows you to link two adjoining zones, making it easier to manage large pots and pans, like when you are cooking a tagliata with rosemary and balsamic vinegar. The zones are activated by a special system that recognises when both areas are sufficiently covered by your saucepan.

◉ *Booster function*

The booster function speeds up the boiling of water by increasing power to 3.7kW (or even 5kW in selected models) just until your pot reaches boiling point and your homemade pasta is perfectly al dente.

◉ *Power Management*

The special Power Management technology of your KitchenAid induction hob allows you to set the maximum power to suit your home's power supply.

INDUCTION HOBS

90 CM INDUCTION HOB



FLUSH
KHIP5 90511 | £ 1,600.00
STANDARD
KHIP5 90510 | £ 1,600.00

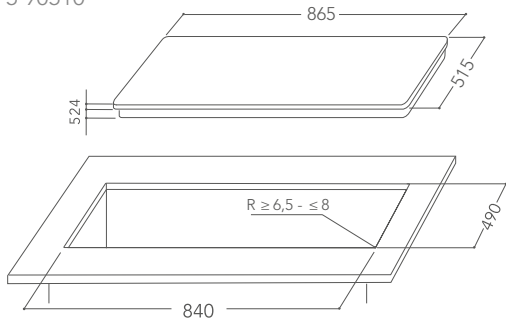
5 induction zones
2 bridge zones
Extra-large 300 mm induction zone

5 kW booster
5 special functions

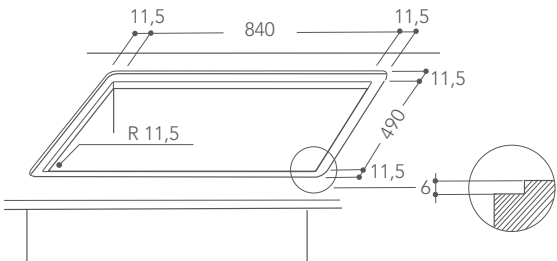
Griddle pan

10.2 kW total power

KHIP5 90510



KHIP5 90511



Technical Specifications page 133

77 CM INDUCTION HOB



FLUSH
KHIP4 77511 | £ 1,400.00
STANDARD
KHIP4 77510 | £ 1,400.00

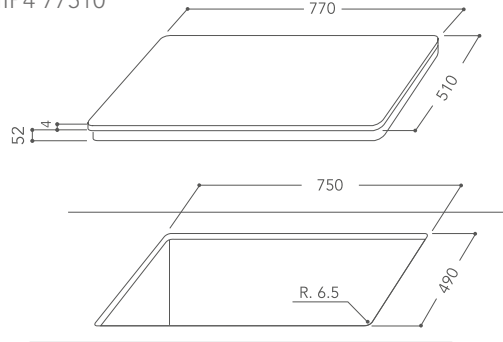
4 induction zones
1 bridge zone
Extra-large 280 mm induction zone

4.2 kW booster
5 special functions

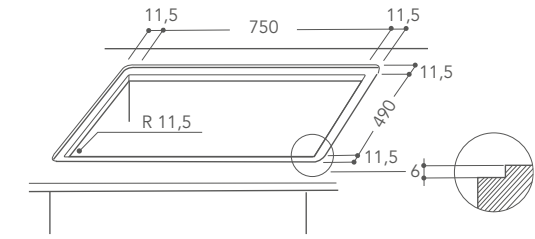
Griddle pan

8 kW total power

KHIP4 77510



KHIP4 77511



Technical Specifications page 133

65 CM INDUCTION HOB



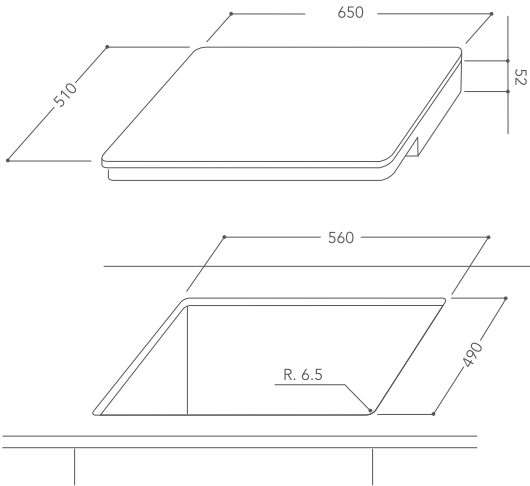
STANDARD
KHIP4 65510 | £ 1,150.00

4 induction zones
1 bridge zone

3.7 kW booster
5 special functions

Griddle pan

8 kW total power



Technical Specifications page 134

70 CM INDUCTION HOB



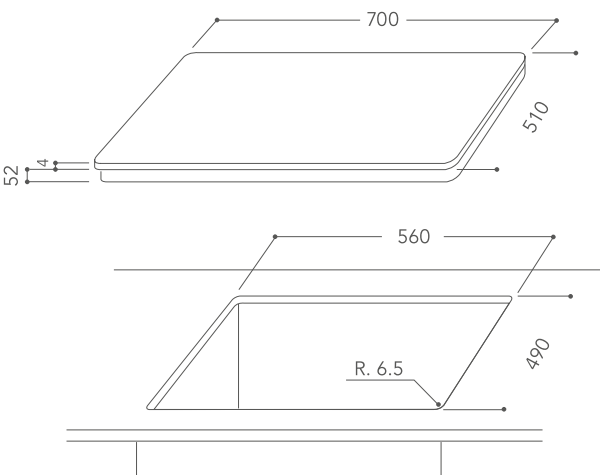
STANDARD
KHIP3 70510 | £ 1,050.00

3 induction zones
1 bridge zone

5.4 kW booster
5 special functions

Griddle pan

7.4 kW total power



Technical Specifications page 134

INDUCTION HOBS

77 CM INDUCTION HOB

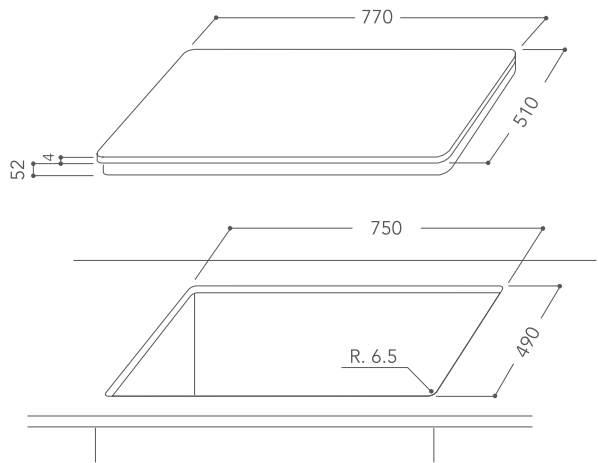


STANDARD
KHID4 77510 | £ 950.00

4 induction zones
1 flexi zone

3.4 kW booster

7.2 kW total power



Technical Specifications page 135

65 CM INDUCTION HOB

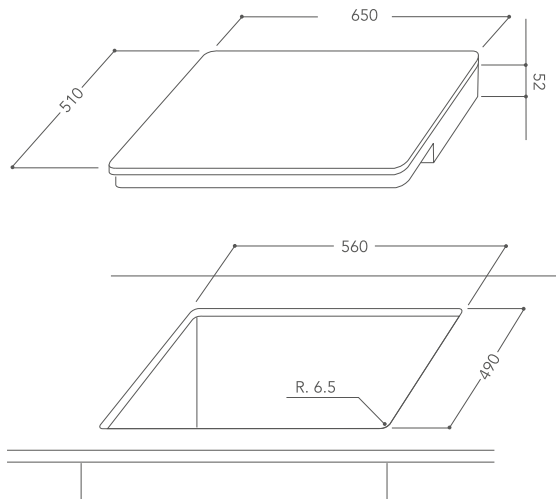


STANDARD
KHID4 65510 | £ 800.00

4 induction zones
2 flexi zones

3.4 kW booster
3 special functions

7.2 kW total power



Technical Specifications page 135

65 CM INDUCTION HOB

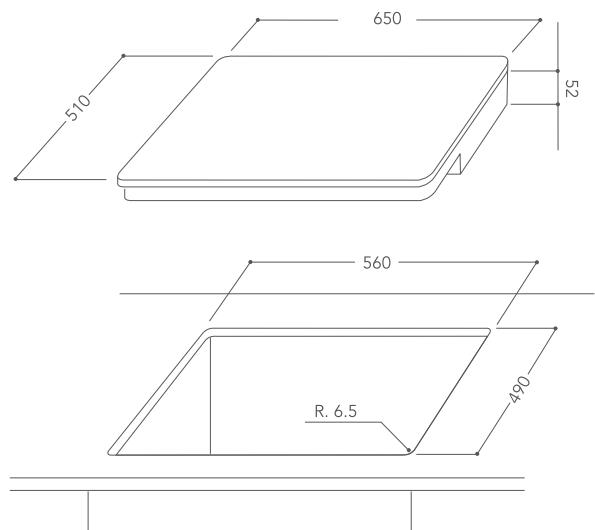


STANDARD
KHID3 65510 | £ 700.00

3 induction zones

3.4 kW booster

7 kW total power



Technical Specifications page 135



38 CM DOMINO GAS HOB
+ Gas Hob
+ 2 Zones
+ Flush / Standard Installation
KHDD2 38510
page 129




38 CM DOMINO
GAS HOB
+ Gas Hob
+ 1 Zone
+ Flush / Standard Installation
KHDP1 38510
page 128



38 CM DOMINO
INDUCTION HOB
+ Induction Hob
+ 2 Zones
+ Flush / Standard Installation
KHYD2 38510
page 128



45 CM CHEF SIGN
COOKING MODULE
+ 5-IN-1 Cooking Module
+ 2 Zones
+ Flush / Standard Installation
KHCMF 45000
KHCMS 45000
page 126



38 CM DOMINO
INDUCTION WOK HOB
+ Induction Wok
+ 1 Zone
+ Flush / Standard Installation
KHWD1 38510
page 126



38 CM DOMINO
TEPPANYAKI
+ Induction Teppanyaki
+ 2 Zones
+ Flush / Standard Installation
KHTD2 38510
page 127



38 CM DOMINO
INDUCTION HOB
+ Induction Hob
+ 1 Zone
+ Flush / Standard Installation
KHYD1 38510
page 127

IGNITE
YOUR
PASSION

DOMINO

Outstanding Features



In 1948 the architect Le Corbusier created the Modulor, a system of proportions for designing spaces on a human scale. Today, with KitchenAid's Domino cooking modules, created to offer you different combinations for cooking, you can have a kitchen designed exactly according to your needs.

● *Teppanyaki*

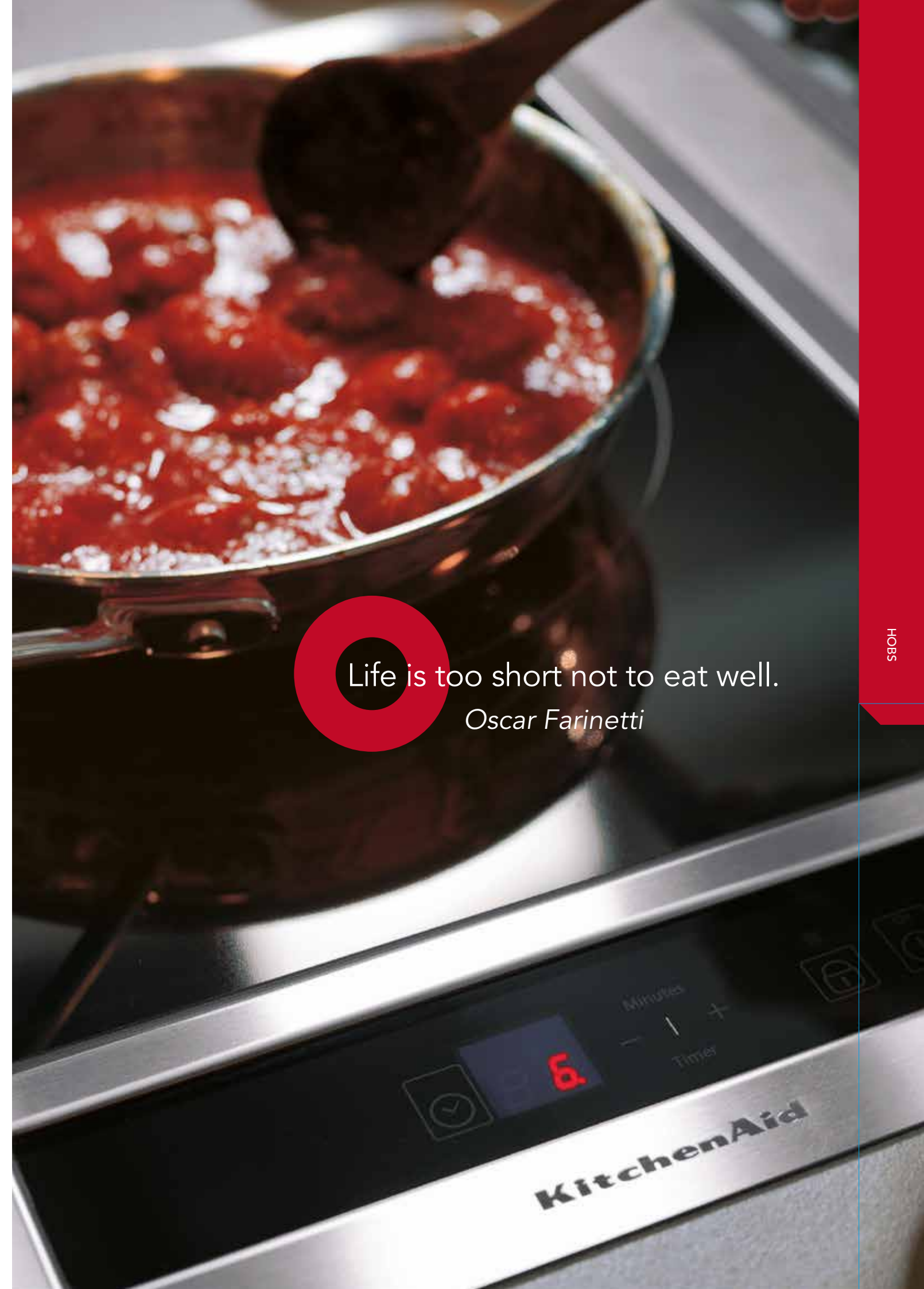
Created from a unique 7-ply, 4 mm thick blend of metals that makes it perfect for use with KitchenAid induction hobs, this Demeyere teppanyaki gives you the professional results you desire. Great for cooking finely-sliced ingredients quickly before adding a thick sauce or marinade, it's also perfect for use as a Spanish-style plancha for authentic Mediterranean-style meat, shellfish or omelettes.

● *Wok*

This Demeyere wok is suitable for any heating surface, but it is specially made to work in perfect harmony with the induction hob. Heat is conducted evenly with no risk of burning to deliver the very high temperatures needed for stir-frying finely cut meat, fish, poultry, vegetables and noodles authentically and quickly.

● *Standard or "Flush" Installation*

KitchenAid hobs can be installed perfectly flush with your worktop to create sleek design solutions that are utterly in keeping with the style of your kitchen. If you prefer, your hob can have a low profile and be perfectly matched to suit any material or workspace.



DOMINO

45 CM CHEF SIGN COOKING MODULE



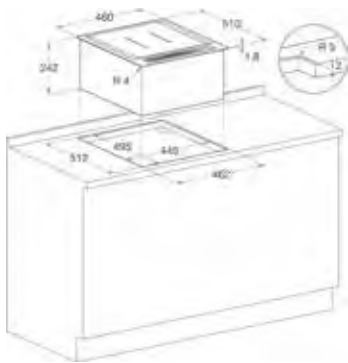
KHCMF 45000 | £ 2,599.00
KHCMS 45000 | £ 2,599.00

5 cooking methods: steam, boiling, roasting, frying, low temperature
1 flexi zone

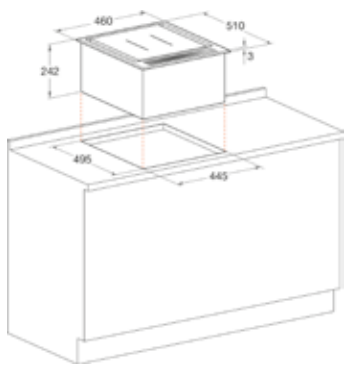
2 induction zones
2.8 kw total power

Touch control
Child lock

Flush installation



Standard installation



Technical Specifications page 136

OPTIONAL KIT KATCS 35000 | £ 950.00

38 CM DOMINO INDUCTION WOK HOB

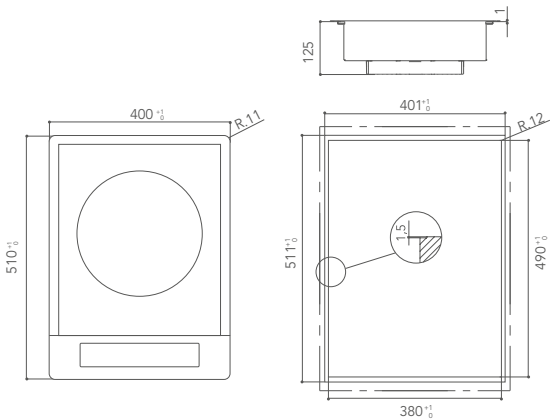
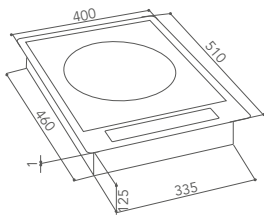


KHWD1 38510 | £ 1,950.00

Wok induction zone

3 kW total power

Touch control
Child lock



Technical Specifications page 136

38 CM DOMINO TEPPANYAKI

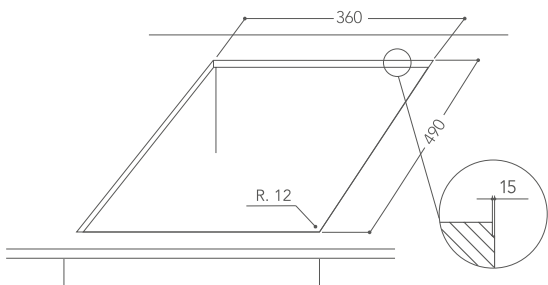
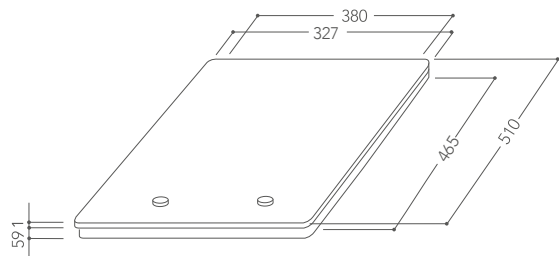


KHTD2 38510 | £ 1,950.00

Teppanyaki induction plate

2.8 kW total power

Touch control



Technical Specifications page 136

38 CM DOMINO INDUCTION HOB

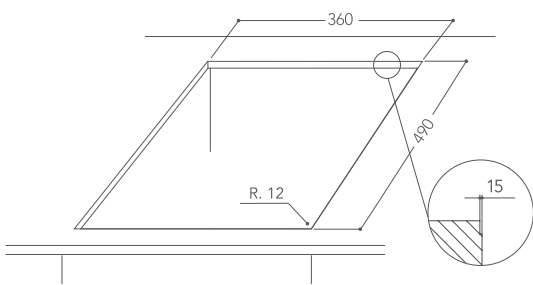
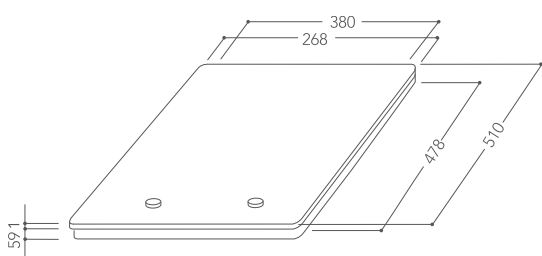


KHYD1 38510 | £ 1,300.00

1 induction zone

3 kW total power


Touch control
Child lock



Technical Specifications page 137

DOMINO

38 CM DOMINO INDUCTION HOB

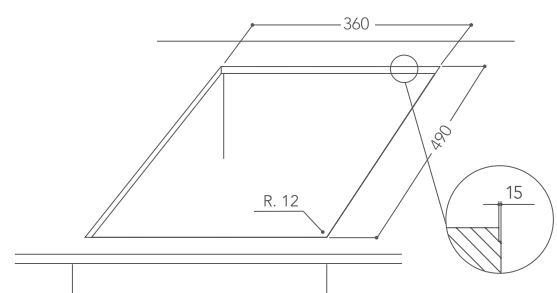
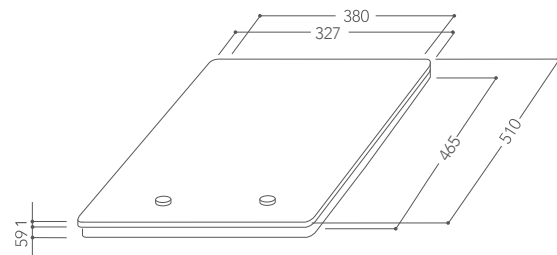


KHYD2 38510 | £ 1,200.00

2 induction zones

3.4 kW total power

Touch control
Child lock



Technical Specifications page 137

38 CM DOMINO GAS HOB

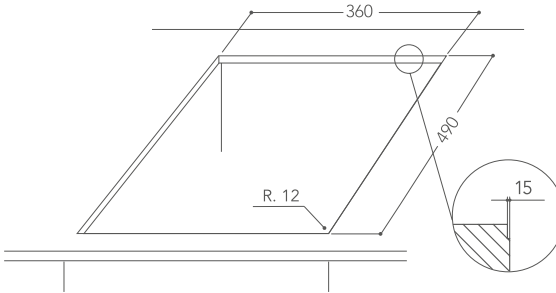
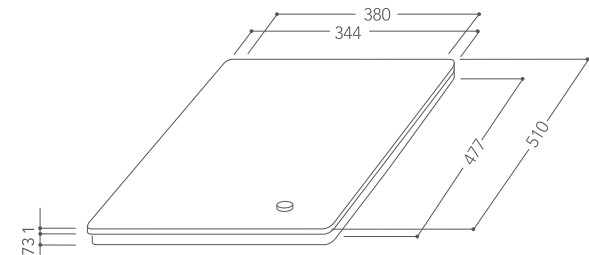


KHDP1 38510 | £ 1,100.00

1 double crown 6 kW burners

Wok grid adapter

Dishwashable cast-iron grids
Brass burner



Technical Specifications page 137

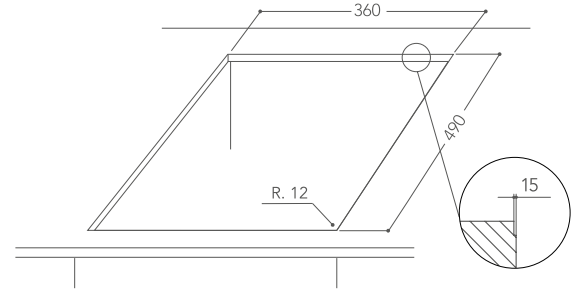
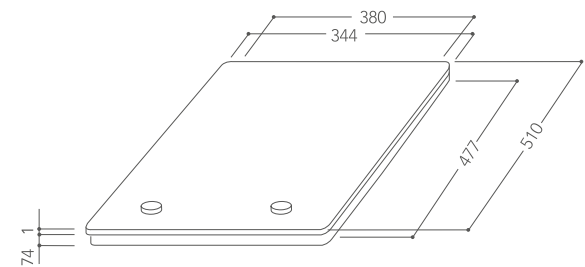
38 CM DOMINO GAS HOB



KHDD2 38510 | £ 1,000.00

2 burners: 1 semi-rapid and 1 auxiliar

Dishwashable cast-iron grids
Brass burner



Technical Specifications page 137

HOBS • TECHNICAL DETAILS

	113 CM GAS HOB 4B KHSD4 11380	86 CM GAS HOB 5B KHSP5 86510	77 CM GAS HOB 5B KHSP5 77510
DISTINGUISHED BENEFITS			
Fuel type	Gas on Metal	Gas on Metal	Gas on Metal
Number of cooking zones	4 Gas Zones	5 Gas Zones	5 Gas Zones
PERFORMANCES			
1st Cooking Zone			
Location	Front left zone	Front left zone	Front left zone
Type of Burner	Double crown dual valve Brass	Auxiliar Brass	Auxiliar Brass
Dimension mm	125	36	36
Power W	4200	1000	1000
2nd Cooking Zone			
Location	Middle left zone	Rear left zone	Rear left zone
Type of Burner	Semi rapid Brass	Rapid Brass	Rapid Brass
Dimension mm	60	87	87
Power W	1750	3000	3000
3rd Cooking Zone			
Location	Middle right zone	Rear right zone	Rear right zone
Type of Burner	Auxiliar Brass	Semi rapid Brass	Semi rapid Brass
Dimension mm	36	60	60
Power W	1000	1750	1750
4th Cooking Zone			
Location	Front right zone	Front right zone	Front right zone
Type of Burner	Rapid Brass	Semi rapid Brass	Semi rapid Brass
Dimension mm	87	60	60
Power W	3000	1750	1750
5th Cooking Zone			
Location	-	Middle middle zone	Middle middle zone
Type of Burner	-	Double crown dual valve Brass	Double crown dual valve Brass
Dimension mm	-	125	125
Power W	-	6000	6000
ACCESSORIES			
Wok Grid Adapter	●	●	●
TECHNICAL INFORMATION			
Total Power kW	-	-	-
Installation	Flush / Standard	Flush / Standard	Flush / Standard
Colour & Finishing	Inox	Inox	Inox
Type of Control	Front Knobs	Front Knobs	Front Knobs
Ignition System	Under Knob	Under Knob	Under Knob
Pan Support	3 Enamelled Cast Iron	3 Enamelled Cast Iron	3 Enamelled Cast Iron
Dishwashable Grids	●	●	●
Electrical Connection Rating	-	-	-
Gas Connection Rating	9750	13500	13500
Voltage V	220 - 240	220 - 240	220 - 240
Frequency Hz	50 - 60	50 - 60	50 - 60
Power cord Length cm	100	100	100
Currency A	0,2	0,2	0,2
3 Phase Installation	●	-	-
Packed Size HxWxD mm	190 X 1185 X 450	190 X 961 X 580	185 X 825 X 575
Product Size HxWxD mm	75 X 1120 X 384	75 X 860 X 510	75 X 770 X 510
Min Niche Size HxWxD mm	30 X 1098 X 364	30 X 749 X 490	30 X 749 X 490
Max Niche Size HxWxD mm	70 X 1100 X 364	70 X 750 X 490	70 X 750 X 490
Net Weight kg	18,3	17,9	17,9
Gross Weight kg	21	20,1	20,1

	86 CM GAS HOB 5B KHMP5 86510	77 CM GAS HOB 5B KHMP5 77510	77 CM GAS HOB 5B KHMD5 77510	60 CM GAS HOB 4B KHMD4 60510
DISTINGUISHED BENEFITS				
Fuel type	Gas on Metal	Gas on Metal	Gas on Metal	Gas on Metal
Number of cooking zones	5 Gas Zones	5 Gas Zones	5 Gas Zones	4 Gas Zones
PERFORMANCES				
1st Cooking Zone				
Location	Middle left zone	Front left zone	Front left zone	Front left zone
Type of Burner	Double crown dual valve Brass	Semi rapid	Semi rapid	Double crown dual valve Brass
Dimension mm	130	65	65	130
Power W	6000	1650	1650	4000
2nd Cooking Zone				
Location	Middle rear zone	Rear left zone	Rear left zone	Rear left zone
Type of Burner	Semi rapid	Rapid	Rapid	Semi rapid
Dimension mm	65	90	90	65
Power W	1650	3000	3000	1650
3rd Cooking Zone				
Location	Rear right zone	Rear right zone	Rear right zone	Rear right zone
Type of Burner	Rapid	Semi rapid	Semi rapid	Semi rapid
Dimension mm	90	65	65	65
Power W	3000	1650	1650	1650
4th Cooking Zone				
Location	Front right zone	Front right zone	Front right zone	Front right zone
Type of Burner	Auxiliar	Auxiliar	Auxiliar	Auxiliar
Dimension mm	40	40	40	40
Power W	1000	1000	1000	1000
5th Cooking Zone				
Location	Middle front zone	Middle middle zone	Middle middle zone	-
Type of Burner	Semi rapid	Double crown dual valve Brass	Double crown dual valve Brass	-
Dimension mm	65	130	130	-
Power W	1650	6000	4000	-
ACCESSORIES				
Wok Grid Adapter	●	●	●	●
TECHNICAL INFORMATION				
Total Power kW	-	-	-	-
Installation	Standard	Standard	Standard	Standard
Colour & Finishing	Inox Ixelum	Inox Ixelum	Inox Ixelum	Inox Ixelum
Type of Control	Front Knobs	Front Knobs	Front Knobs	Front Knobs
Ignition System	●	●	●	●
Pan Support	3 Enamelled Cast Iron	3 Enamelled Cast Iron	3 Enamelled Cast Iron	2 Enamelled Cast Iron
Dishwashable Grids	●	●	●	●
Electrical Connection Rating	-	-	-	-
Gas Connection Rating	13300	13300	11300	8300
Voltage V	220 - 240	220 - 240	220 - 240	220 - 240
Frequency Hz	50 - 60	50 - 60	50 - 60	50 - 60
Power cord Length cm	100	100	80	80
Currency A	0,2	0,2	0,2	0,2
3 Phase Installation	-	-	-	-
Packed Size HxWxD mm	185 X 950 X 595	155 X 785 X 595	160 X 820 X 595	165 X 650 X 595
Product Size HxWxD mm	45 X 860 X 510	45 X 730 X 510	45 X 730 X 510	45 X 590 X 510
Min Niche Size HxWxD mm	39 X 838 X 480	35 X 558 X 480	35 X 558 X 480	35 X 558 X 480
Max Niche Size HxWxD mm	41 X 840 X 480	38 X 560 X 480	38 X 560 X 480	38 X 560 X 480
Net Weight kg	17,8	10	10	10,5
Gross Weight kg	19,9	11,3	11,3	11,3

HOBS • TECHNICAL DETAILS

	86 CM GAS HOB 5B KHGD5 86510	77 CM GAS HOB 5B KHGD5 77510	60 CM GAS HOB 4B KHGD4 60510
DISTINGUISHED BENEFITS			
Fuel type	Gas on Glass	Gas on Glass	Gas on Glass
Number of cooking zones	5 Gas Zones	5 Gas Zones	4 Gas Zones
PERFORMANCES			
1st Cooking Zone			
Location	Middle left zone	Front left zone	Front left zone
Type of Burner	Double crown dual valve Brass	Auxiliar	Double crown dual valve Brass
Dimension mm	130	40	130
Power W	5000	1000	4000
2nd Cooking Zone			
Location	Middle rear zone	Rear left zone	Rear left zone
Type of Burner	Semi rapid	Rapid	Semi rapid
Dimension mm	65	90	65
Power W	1650	3000	1650
3rd Cooking Zone			
Location	Rear right zone	Rear right zone	Rear right zone
Type of Burner	Rapid	Semi rapid	Semi rapid
Dimension mm	90	65	65
Power W	3000	1650	1650
4th Cooking Zone			
Location	Front right zone	Front right zone	Front right zone
Type of Burner	Auxiliar	Semi rapid	Auxiliar
Dimension mm	40	65	40
Power W	1000	1650	1000
5th Cooking Zone			
Location	Middle front zone	Middle middle zone	-
Type of Burner	Semi rapid	Double crown dual valve Brass	-
Dimension mm	65	130	-
Power W	1650	5000	-
ACCESSORIES			
Wok Grid Adapter			
TECHNICAL INFORMATION			
Total Power kW	-	-	-
Installation	Standard	Standard	Standard
Colour & Finishing	Glass	Glass	Glass
Type of Control	Front Knobs	Front Knobs	Front Knobs
Ignition System	Under Knob	Under Knob	Under Knob
Pan Support	3 Enamelled Cast Iron	3 Enamelled Cast Iron	2 Enamelled Cast Iron
Dishwashable Grids			
Electrical Connection Rating	-	-	-
Gas Connection Rating	12500	12500	8500
Voltage V	220 - 240	220 - 240	220 - 240
Frequency Hz	50 - 60	50 - 60	50 - 60
Power cord Length cm	80	100	80
Currency A	0,2	0,2	0,2
3 Phase Installation	-	-	-
Packed Size HxWxD mm	190 X 940 X 595	170 X 800 X 580	170 X 640 X 575
Product Size HxWxD mm	50 X 860 X 510	50 X 730 X 510	50 X 590 X 510
Min Niche Size HxWxD mm	39 X 838 X 490	39 X 558 X 490	39 X 558 X 490
Max Niche Size HxWxD mm	41 X 840 X 490	41 X 560 X 490	41 X 560 X 490
Net Weight kg	17,6	14	12,5
Gross Weight kg	20,2	15	13,7



	90 CM INDUCTION HOB		77 CM INDUCTION HOB	
	FLUSH KHIP5 90511	STANDARD KHIP5 90510	FLUSH KHIP4 77511	STANDARD KHIP4 77510
DISTINGUISHED BENEFITS				
Fuel type	Induction		Induction	
Number of cooking zones	5 Induction Zones		4 Induction Zones	
Bridge/flexi zones	2 Bridge Zones		1 Bridge Zone	
SPECIAL FUNCTIONS				
Dynamic Sensor	Sensor		Sensor	
Automatic Programmes				
Griddle Function				
Melt - Simmer - Keep Warm				
PERFORMANCES				
1st Cooking Zone				
Location	Front Left zone		Front left zone	
Type of Burner	Induction Zone		Induction Zone	
Dimension mm	180		180	
Power - Booster W	1850 - 2500		1850 - 2500	
2nd Cooking Zone				
Location	Rear left zone		Rear left zone	
Type of Burner	Induction Zone		Induction Zone	
Dimension mm	180		180	
Power - Booster W	1850 - 2500		1850 - 2500	
3rd Cooking Zone				
Location	Rear right zone		Rear right zone	
Type of Burner	Induction Zone		Induction Zone	
Dimension mm	180		280	
Power - Booster W	1850		2300 - 4200	
4th Cooking Zone				
Location	Front right zone		Middle middle zone	
Type of Burner	Induction Zone		Induction Zone	
Dimension mm	180		145	
Power - Booster W	1850		1400 - 2300	
5th Cooking Zone				
Location	Middle middle zone		-	
Type of Burner	Double Induction Zone		-	
Dimension mm	300		-	
Power - Booster W	2800		-	
ACCESSORIES				
Wok Grid Adapter				
Griddle pan				
TECHNICAL INFORMATION				
Total Power kW	10,2		8,0	
Installation	Flush	Standard	Flush	Standard
Colour & Finishing	Glass		Glass	
Type of Control	Front Touch - Slider		Front Touch - Slider	
Electrical Connection Rating	8000		8000	
Voltage V	220 - 240		220 - 240	
Frequency Hz	50 - 60		50 - 60	
Power cord Length cm	100		100	
Currency A	34,4		34,4	
3 Phase Installation				
Packed Size HxWxD mm	205 X 965 X 615		220 X 880 X 615	
Product Size HxWxD mm	56 X 865 X 515		56 X 775 X 515	
Min Niche Size HxWxD mm	30 X 838 X 490		30 X 750 X 490	
Max Niche Size HxWxD mm	60 X 840 X 490		60 X 752 X 490	
Net Weight kg	19		15	
Gross Weight kg	21		16	


HOBS • TECHNICAL DETAILS

	65 CM INDUCTION HOB	70 CM INDUCTION HOB
	STANDARD KHIP4 65510	STANDARD KHIP3 70510
DISTINGUISHED BENEFITS		
Fuel type	Induction	Induction
Number of cooking zones	4 Induction Zones	3 Induction Zones
Bridge/flexi zones	1 Bridge Zone	1 Bridge Zone
SPECIAL FUNCTIONS		
Dynamic Sensor	Sensor	Sensor
Automatic Programmes	○	○
Griddle Function	○	○
Melt - Simmer - Keep Warm	○	○
PERFORMANCES		
1st Cooking Zone		
Location	Front Left zone	Front left zone
Type of Burner	Induction Zone	Induction Zone
Dimension mm	180	180
Power - Booster W	1850 - 2500	1850 - 2500
2nd Cooking Zone		
Location	Rear left zone	Rear left zone
Type of Burner	Induction Zone	Induction Zone
Dimension mm	180	180
Power - Booster W	1850 - 2500	1850 - 2500
3rd Cooking Zone		
Location	Rear right zone	Middle Right zone
Type of Burner	Induction Zone	Induction Zone
Dimension mm	240	300
Power - Booster W	2300 - 3700	2800 - 5400
4th Cooking Zone		
Location	Front right zone	-
Type of Burner	Induction Zone	-
Dimension mm	145	-
Power - Booster W	1400 - 1800	-
5th Cooking Zone		
Location	-	-
Type of Burner	-	-
Dimension mm	-	-
Power - Booster W	-	-
ACCESSORIES		
Wok Grid Adapter		
Griddle pan	○	○
TECHNICAL INFORMATION		
Total Power kW	8,0	7,4
Installation	Standard	Standard
Colour & Finishing	Glass	Glass
Type of Control	Front Touch - Slider	Front Touch - Slider
Electrical Connection Rating	8000	7400
Voltage V	220 - 240	220 - 240
Frequency Hz	50 - 60	50 - 60
Power cord Length cm	100	100
Currency A	31,3	32,2
3 Phase Installation	○	○
Packed Size HxWxD mm	220 X 875 X 610	220 X 875 X 610
Product Size HxWxD mm	56 X 655 X 515	56 X 705 X 515
Min Niche Size HxWxD mm	30 X 560 X 490	30 X 560 X 490
Max Niche Size HxWxD mm	60 X 562 X 490	60 X 562 X 490
Net Weight kg	13,3	14
Gross Weight kg	14,5	15

	77 CM INDUCTION HOB	65 CM INDUCTION HOB	65 CM INDUCTION HOB
	STANDARD KHID4 77510	STANDARD KHID4 65510	STANDARD KHID3 65510
DISTINGUISHED BENEFITS			
Fuel type	Induction	Induction	Induction
Number of cooking zones	4 Induction Zones	4 Induction Zones	3 Induction Zones
Bridge/flexi zones	1 Flexi	2 Flexi	-
SPECIAL FUNCTIONS			
Dynamic Sensor	-		-
Automatic Programmes	-	-	-
Griddle Function	-	-	-
Melt - Simmer - Keep Warm	-	Melting & Simmering	-
PERFORMANCES			
1st Cooking Zone			
Location	Front Left zone	Front Left zone	Front left zone
Type of Burner	Induction Zone	Induction Zone	Induction Zone
Dimension mm	180/230	180/230	145
Power - Booster W	1750 - 2400	1750 - 2400	1200 - 1800
2nd Cooking Zone			
Location	Rear left zone	Rear left zone	Rear left zone
Type of Burner	Induction Zone	Induction Zone	Induction Zone
Dimension mm	180/230	180/230	210
Power - Booster W	1750 - 2400	1750 - 2400	2200 - 3400
3rd Cooking Zone			
Location	Rear right zone	Rear right zone	Middle right zone
Type of Burner	Induction Zone	Induction Zone	Induction Zone
Dimension mm	210	180/230	280
Power - Booster W	2200 - 5400	1750 - 2400	2400 - 3400
4th Cooking Zone			
Location	Middle middle zone	Front right zone	-
Type of Burner	Induction Zone	Induction Zone	-
Dimension mm	145	180/230	-
Power - Booster W	1200 - 1800	1750 - 2400	-
5th Cooking Zone			
Location	-	-	-
Type of Burner	-	-	-
Dimension mm	-	-	-
Power - Booster W	-	-	-
ACCESSORIES			
Wok Grid Adapter			
Griddle pan	-	-	-
TECHNICAL INFORMATION			
Total Power kW	7,2	7,2	7
Installation	Standard	Standard	Standard
Colour & Finishing	Glass	Glass	Glass
Type of Control	Front Touch	Front Touch	Front Touch
Electrical Connection Rating	7200	7200	7000
Voltage V	220 - 240	220 - 240	220 - 240
Frequency Hz	50 - 60	50 - 60	50 - 60
Power cord Length cm	100	100	100
Currency A	31,3	31,3	30,4
3 Phase Installation			
Packed Size HxWxD mm	140 X 860 X 595	140 X 855 X 600	140 X 850 X 600
Product Size HxWxD mm	56 X 775 X 515	56 X 655 X 515	56 X 655 X 515
Min Niche Size HxWxD mm	30 X 750 X 490	30 X 560 X 490	30 X 560 X 490
Max Niche Size HxWxD mm	60 X 752 X 490	60 X 562 X 490	60 X 562 X 490
Net Weight kg	15	13,3	12,5
Gross Weight kg	16,2	14,5	13,5

HOBS • TECHNICAL DETAILS

	45 CM CHEF SIGN COOKING MODULE KHCMF 45000 KHCMS 45000	38 CM DOMINO INDUCTION WOK HOB KHWD1 38510	38 CM DOMINO TEPPANYAKI KHTD2 38510
DISTINGUISHED BENEFITS			
Bridge/flexi zones	1 Flexi	-	2 Flexi
Booster			-
AESTHETIC			
Colour and finishing	Inox	Inox	Inox
Type of Control	Front touch	Front touch	Front touch
Number of cooking zones	2 Induction zones	1 Wok Induction	Teppanyaki Induction
PERFORMANCES			
1st Cooking Zone			
Location	Front Zone	Full Zone	Full Zone
Type of Burner	Induction Plate	Induction Plate	Induction Zone
Dimension mm	150	300	(WxD) 149 X 189
Power W	610-1400	2300	1400 (50° to 220°C)
2nd Cooking Zone			
Location	Rear zone	-	Full Zone
Type of Burner	Induction plate	-	Induction Zone
Dimension mm	150	-	(WxD) 149 X 189
Power W	610-1400	-	1400 (50° to 220°C)
3rd Cooking Zone			
Location	-	-	-
Type of Burner	-	-	-
Dimension mm	-	-	-
Power W	-	-	-
4th Cooking Zone			
Location	-	-	-
Type of Burner	-	-	-
Dimension mm	-	-	-
Power W	-	-	-
5th Cooking Zone			
Location	-	-	-
Type of Burner	-	-	-
Dimension mm	-	-	-
Power W	-	-	-
ACCESSORIES			
Wok Grid Adapter			
TECHNICAL INFORMATION			
Total Power kW	2,8	3	2,8
Installation	Flush / Standard	Flush / Standard	Flush / Standard
Pan Support	-	-	-
Dishwashable Grids	-	-	-
Electrical Connection Rating	2,8	3	3
Gas Connection Rating	-	-	-
Voltage V	220 - 240	220 - 240	220 - 240
Frequency Hz	50	50 - 60	50 - 60
Currency A	13	13	12
Packed Size HxWxD mm	325 X 495 X 550	190 X 445 X 575	190 X 445 X 575
Product Size HxWxD mm	241 X 460 X 510	126 X 400 X 510	60 X 380 X 510
Min Niche Size HxWxD mm	241 X 460 X 510	30 X 380 X 490	30 X 360 X 490
Max Niche Size HxWxD mm	241 X 460 X 510	40 X 381 X 490	70 X 361 X 490
Net Weight kg	9	9	9,9
Gross Weight kg	10,4	10,4	11,8

	38 CM DOMINO INDUCTION HOB KHYD1 38510	38 CM DOMINO INDUCTION HOB KHYD2 38510	38 CM DOMINO GAS HOB KHDP1 38510	38 CM DOMINO GAS HOB KHDD2 38510
DISTINGUISHED BENEFITS				
Bridge/flexi zones	-	-	-	-
Booster			-	-
AESTHETIC				
Colour and finishing	Glass	Glass	Inox	Inox
Type of Control	Front touch	Front touch	Front knobs	Front knobs
Number of cooking zones	1 Induction Zone	2 Induction Zones	1 Gas Zone	2 Gas Zones
PERFORMANCES				
1st Cooking Zone				
Location	Middle Middle	Front right zone	Middle Zone	Middle Front
Type of Burner	Induction Zone	Induction Zone	Double Crown - Brass - Dual Valve	Double Crown - Brass - Dual Valve
Dimension mm	260	160	125	36
Power W	2300	1400	6000	1000
2nd Cooking Zone				
Location	-	Rear left zone	-	Middle Rear
Type of Burner	-	Induction Zone	-	Rapid Brass
Dimension mm	-	160	-	87
Power W	-	1400	-	3000
3rd Cooking Zone				
Location	-	-	-	-
Type of Burner	-	-	-	-
Dimension mm	-	-	-	-
Power W	-	-	-	-
4th Cooking Zone				
Location	-	-	-	-
Type of Burner	-	-	-	-
Dimension mm	-	-	-	-
Power W	-	-	-	-
5th Cooking Zone				
Location	-	-	-	-
Type of Burner	-	-	-	-
Dimension mm	-	-	-	-
Power W	-	-	-	-
ACCESSORIES				
Wok Grid Adapter				-
TECHNICAL INFORMATION				
Total Power kW	3	3,4	6	4
Installation	Flush / Standard	Flush / Standard	Flush / Standard	Flush / Standard
Pan Support	-	-	1 Enamelled Cast Iron	1 Enamelled Cast Iron
Dishwashable Grids	-	-		
Electrical Connection Rating	3	3	-	-
Gas Connection Rating	-	-	6000	4000
Voltage V	220 - 240	220 - 240	220 - 240	220 - 240
Frequency Hz	50 - 60	50 - 60	50 - 60	50 - 60
Power cord presence				
Currency A	13	12	0,2	0,2
Packed Size HxWxD mm	190 X 445 X 575	190 X 445 X 575	190 X 445 X 575	190 X 445 X 575
Product Size HxWxD mm	60 X 380 X 510	60 X 380 X 510	80 X 380 X 510	75 X 380 X 510
Min Niche Size HxWxD mm	30 X 360 X 490	30 X 360 X 490	30 X 360 X 490	30 X 360 X 490
Max Niche Size HxWxD mm	70 X 361 X 490	70 X 361 X 490	70 X 370 X 490	70 X 370 X 490
Net Weight kg	6	6	9,8	9,3
Gross Weight kg	7	7	11,4	10,6

H O O D S

Each day has a colour, an aroma.
Chitra Banerjee Divakaruni



Life is a combination of magic and pasta.
Federico Fellini

Hoods

The aroma of inspiration

To play pianissimo you must have fingers of steel, as Franz Liszt, the famous romantic pianist, liked to say. This prolific nineteenth-century composer combined burning passion with dreamlike lightness in his symphonic poems, sonatas and rhapsodies – chords like hurricanes and notes like a bird taking flight.

Quiet and steel are also the two fundamentals of KitchenAid's unique hoods. These two elements fuse together to create an iconic style with power that always lives up to your expectations. Because we believe your kitchen is your concert hall, where the only smell should be the aroma of inspiration, of your supremely sizzling creations.

HOODS

120 CM CEILING HOOD - MOTOR



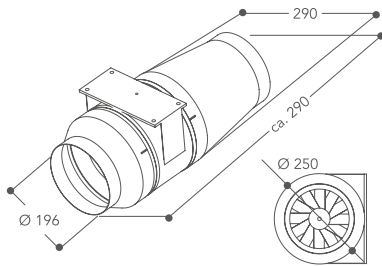
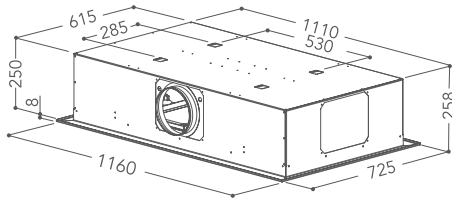
1140 m³/h maximum air flow
Perimetral aspiration

4 speed settings
1 grease filter
Air extraction mode

Remote control
Washable filters
3 halogen lamps

Anti-fingerprint stainless steel

Optional external motor



Technical Specifications page 148

OPTIONAL ACCESSORY KEMXX 00000 Motor | £ 1,300.00

100 CM CEILING HOOD

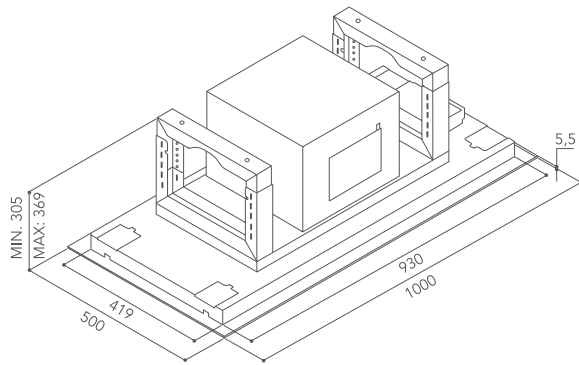


647 m³/h maximum air flow
Perimetral aspiration

3 speed settings
2 grease filters
Air extraction mode

Remote control
Washable filters
4 LED lights

Anti-fingerprint stainless steel



Technical Specifications page 148

90 CM DOWNDRAFT HOOD

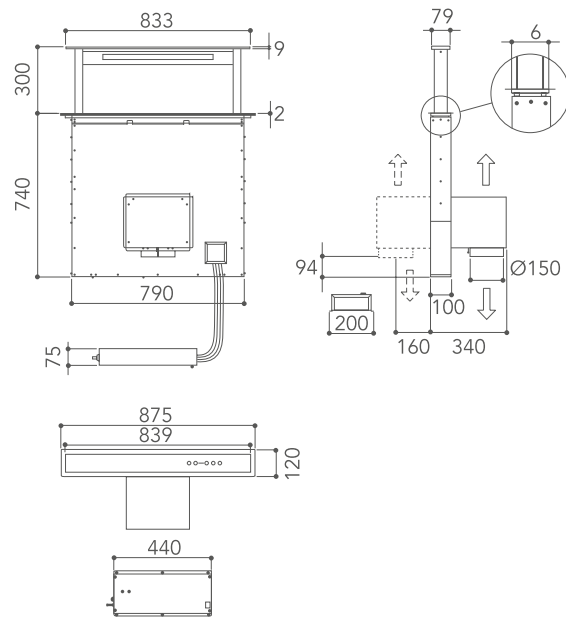


480 m³/h maximum air flow
Perimetral aspiration

4 speed settings
1 grease filter
Recirculatin air mode

Washable filter
1 neon light

Anti-fingerprint stainless steel



Technical Specifications page 148

OPTIONAL ACCESSORY KDF 9010 Carbon filter - see page 146

80 CM DESIGN HOOD



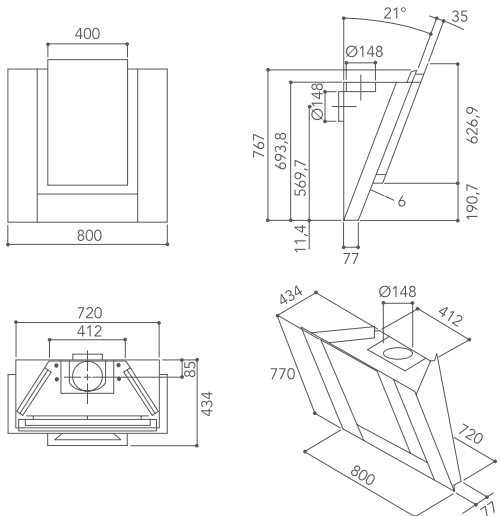
581 m³/h maximum air flow
Perimetral aspiration

6 speed settings
1 grease filter
Convertible aspiration mode

Washable filter
2 neon lights

Anti-fingerprint stainless steel

Optional kit Chimney



Technical Specifications page 148

OPTIONAL ACCESSORY FIL 950/1 Carbon filter - see page 146

HOODS

90 CM CHIMNEY HOOD



KEWPP 90010 | £ 1,320.00

603 m³/h maximum air flow
Perimetral aspiration

4 speed settings
1 grease filter
Convertible aspiration mode

Washable filter
2 LED lights

Anti-fingerprint stainless steel

120 CM ISLAND HOOD



KEIPP 12020 | £ 2,000.00

603 m³/h maximum air flow
Perimetral aspiration

4 speed settings
2 grease filters
Convertible aspiration mode

Washable filter
4 LED lightst

Anti-fingerprint stainless steel

90 CM CHIMNEY HOOD



KEWTP 90010 | £ 800.00

581 m³/h maximum air flow
Perimetral aspiration

3 speed settings
1 grease filter
Convertible aspiration mode

Washable filter
2 halogen lamps

Anti-fingerprint stainless steel

60 CM BUILT-IN EXTRACTOR HOOD



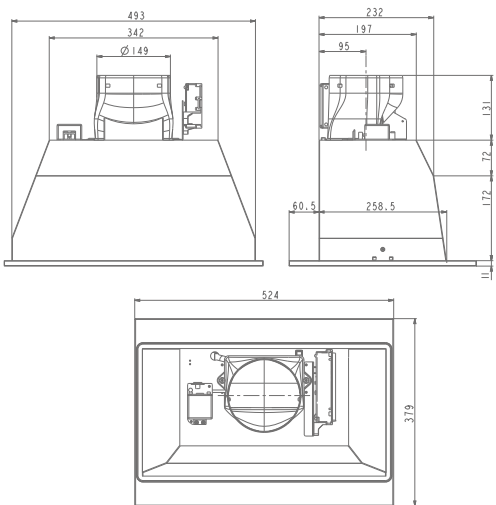
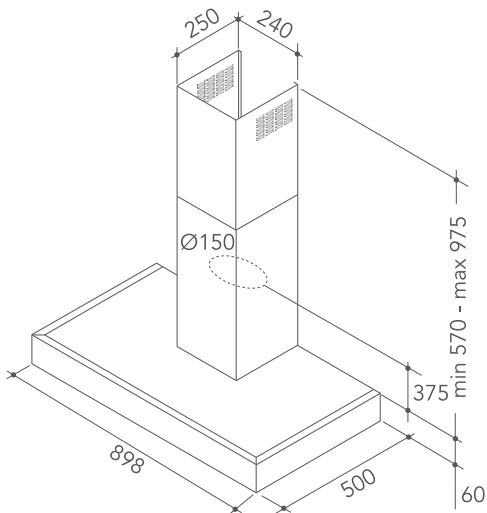
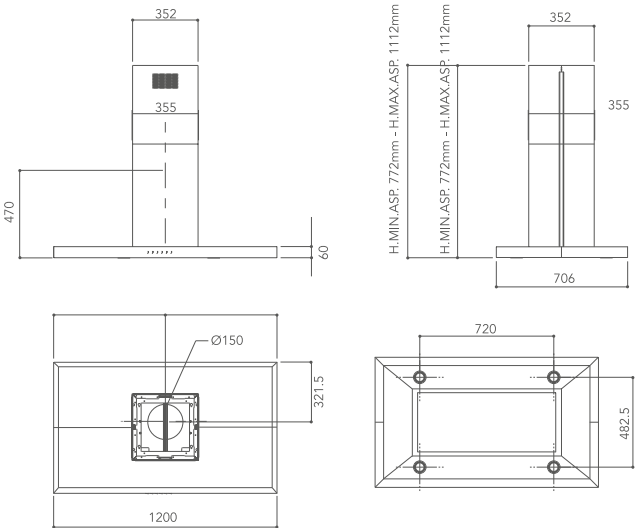
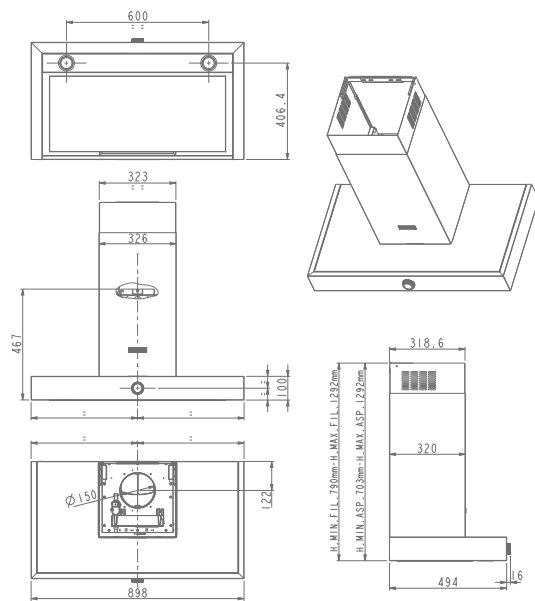
KEBES 60010 | £ 600.00

581 m³/h maximum air flow
Perimetral aspiration

4 speed settings
1 grease filter
Standard aspiration mode

Washable filter
2 halogen lamps

Anti-fingerprint stainless steel



Technical Specifications page 149

OPTIONAL ACCESSORY CHF 57 Carbon filter - see page 146

Technical Specifications page 149

OPTIONAL ACCESSORY CHF 57 Carbon filter - see page 146

Technical Specifications page 149

OPTIONAL ACCESSORY CHF 15/1 Carbon filter - see page 146

Technical Specifications page 149

OPTIONAL ACCESSORY CHF 57 Carbon filter - see page 146

HOODS

CARBON FILTER

CHF 15/1 CARBON FILTER | £ 19.99



Compatible with:
KEWTP 90010

CARBON FILTER

FIL 950/1 CARBON FILTER | £ 19.99



Compatible with:
KEWVP 80010

CARBON FILTER

CHF 57 CARBON FILTER | £ 19.99



Compatible with:
KEWPP 90010; KEIPP 12020; KEBES 60010

CARBON FILTER

KDF 9010 CARBON FILTER | £ 95.00



Compatible with:
KEBDS 90020



HOODS • TECHNICAL DETAILS

	120 CM CEILING HOOD - MOTOR KEICD 12030 - KEMXX 00000	100 CM CEILING HOOD KEICD 10010	90 CM DOWNDRAFT HOOD KEBDS 90020	80 CM DESIGN HOOD KEWVP 80010
DISTINGUISHED BENEFITS				
Product type	Ceiling hood	Ceiling Hood Domestic	Downdraft	Vertical Hood
Installation	Ceiling	Ceiling	Countertop	Wall
AESTHETHICS				
Colour & Finishing	AISI 304	AISI 430	AISI 304	KitchenAid Steel
User interface	Remote control	Remote control	Touch	Touch
MAIN CHARACTERISTICS				
Number of speed settings	4	3	4	6
Grease filter number/material	1	2	1	1
Washable Filters	○	○	○	○
Type of filtration mode	Perimetral	Perimetral	Perimetral	Perimetral
Odour filter included	-	-	○	-
Odour filter number	0	0	2	2
Remote control	○	○	-	-
TECHNICAL INFORMATION				
Energy Class	C	C	B	A
Lights number and type	3 Halogen	4 LED	1 Neon	2 LED
Total power of the lamps W	84	10	14	5
Air flow boost m³/h	1310	N/A	713	801
Maximum Air flow m³/h	1140	647	480	581
Minimum Air flow m³/h	400	256	175	195
Sound power boost dBA	70	N/A	68	73
Sound power at max. speed dBA	67	72	60	64
Sound power at min. speed dBA	55	49	37	42
Voltage V	220 - 240	220 - 240	220 - 240	220 - 240
Frequency Hz	50 - 60	50 - 60	50 - 60	50
Connection Rating W	264	270	289	305
Motor location	External motor	In hood body	In hood body	In hood body
Deportable Motor	○	-	-	-
Number of motors	1	1	1	1
Total power of the motors W	180	260	275	300
Operating Mode	Air extraction only	Air extraction only	Recirculating air only	Convertible
Outlet Position	Rear	Rear	Rear	Upper
Annual energy consumption kWh/annum	149	99	68	56
Light efficiency class	G	A	E	A
Grease filtering energy class	F	C	E	D
Diameter of air outlet mm	200	150	200	150
Cable cm - Plug	150 - no plug	150 - Schuko	150 - Schuko	150 - Schuko
Product Size HxWxD mm	1180 X 725 X 250	369 X 1000 X 500	740 X 875 X 120	818 X 800 X 434
Packed Size HxWxD mm	895 X 1390 X 390	700 X 1102 X 515	880 X 1010 X 440	555 X 963 X 963
Net Weight Kg	60	20	37	31,8
Gross Weight Kg	80	25	48,5	41,9

	90 CM CHIMNEY HOOD KEWPP 90010	120 CM ISLAND HOOD KEIPP 12020	90 CM CHIMNEY HOOD KEWTP 90010	60 CM BUILT-IN EXTRACTOR HOOD KEBES 60010
DISTINGUISHED BENEFITS				
Product type	T Shape Hood professional wall	T Shape Hood professional island	T Shape Hood	Elibloc Hood
Installation	Wall	Island	Wall	Integrated
AESTHETHICS				
Colour & Finishing	KitchenAid Steel	KitchenAid Steel	KitchenAid Steel	KitchenAid Steel
User interface	Electronic Knob	Electronic Knob	Soft Buttons	Touch
MAIN CHARACTERISTICS				
Number of speed settings	4	4	3	4
Grease filter number/material	1	2	1	1
Washable Filters	○	○	○	○
Type of filtration mode	Perimetral	Perimetral	Perimetral	Standard
Odour filter included	-	-	-	-
Odour filter number	2	2	1	2
Remote control	-	-	-	-
TECHNICAL INFORMATION				
Energy Class	A	A	D	C
Lights number and type	2 LED	4 LED	2 Halogen	2 Halogen
Total power of the lamps W	5	10	40	40
Air flow boost m³/h	779	779	N/A	669
Maximum Air flow m³/h	603	603	581	581
Minimum Air flow m³/h	368	368	240	228
Sound power boost dBA	72	72	N/A	74
Sound power at max. speed dBA	66	66	67	70
Sound power at min. speed dBA	56	56	46	56
Voltage V	220 - 240	220 - 240	220 - 240	220 - 240
Frequency Hz	50	50	50 - 60	50 - 60
Connection Rating W	305	310	215	315
Motor location	In hood chimney	In hood chimney	In hood chimney	In hood body
Deportable Motor	-	-	-	-
Number of motors	1	1	1	1
Total power of the motors W	300	300	175	275
Operating Mode	Convertible	Convertible	Convertible	Convertible
Outlet Position	Upper	Upper	Upper	Upper
Annual energy consumption kWh/annum	58	58	111	119
Light efficiency class	A	A	F	E
Grease filtering energy class	E	E	D	B
Diameter of air outlet mm	150	150	150	150
Cable cm - Plug	150 - Schuko	150 - Schuko	150 - Schuko	150 - Schuko
Product Size HxWxD mm	703 X 898 X 500	643 X 1200 X 706	975 X 898 X 500	379 X 524 X 379
Packed Size HxWxD mm	570 X 980 X 435	815 X 1295 X 560	650 X 980 X 630	405 X 595 X 470
Net Weight Kg	23,6	40,8	18,85	6,8
Gross Weight Kg	31,9	51,9	22,7	8,7

REFRIGERATORS

ICONIC FRIDGE

VERTIGO

EUROPEAN SIDE-BY-SIDE

SINGLE DOOR

FRIDGE FREEZER

WINE STORAGE

I would like to recapture that freshness of vision which is characteristic of extreme youth when all the world is new to it.

Henri Matisse



Knowing others is wisdom,
knowing yourself is enlightenment.

Lao Tzu

Refrigerators

*Light up your dishes
with fresh ideas*

An idea is like a spark. Our faces light up with the flash of a sudden new thought. We experience this every time something new flashes into our minds from who knows what mysterious impulse. But every idea is founded on ingredients that already existed inside us, just waiting for that light to come on and draw them out in all their freshness.

KitchenAid knows how certain ideas suddenly appear the moment you open the refrigerator. The spark that sees artichokes, salt cod and bottarga and envisions them combined in a superb, creamy soup. That's why we have given each of our refrigerators all the necessary qualities to keep your precious ingredients absolutely fresh and in the best conditions longer.

ICONIC FRIDGE

Outstanding Features



What do the Ampelmännchen, the little traffic light men in Germany; the K6, the famous red telephone box in Britain; and the Italian espresso Moka pot have in common? They are icons. So is the world famous KitchenAid Artisan mixer, a symbol that represents identity and belonging. This led us to create the new Iconic Fridge, a new icon that represents your sense of belonging to the world of passion for cooking. The Iconic Fridge aims to be a symbol thanks to its exciting details, its harmonic proportions, its recall to a past and timeless beauty: it is music for your eyes.

● *New revolutionary design*

For KitchenAid, design is one of the most important values when creating new appliances. From the original Artisan mixer to the newest appliances, we aim to maintain iconic design. The new Iconic Fridge was created to keep up an iconic standard. Available in three marvellous colours: empire red, almond cream and onyx black, the Iconic Fridge with its outstanding design will bring a new icon into your kitchen.

● *Iconic details*

With its full metal door and top, its chrome handle which recall the design of the Artisan mixer finished with the our brand medal, its chrome plinth, the KitchenAid Iconic will turn your kitchen into a modern art gallery.

● *Unique excellence*

KitchenAid Iconic Fridges are appliances created to be different. The door is a complete metal construction which makes the fridge more durable. On the inside you will find the superior characteristics that make the Iconic Fridge unique. Electronic controls and touch user interface to make it intuitive and friendly to use. The ProAir System which constantly monitors the temperature and humidity levels inside your refrigerator. 221 litres of net capacity and a noise level of 39 db maximum.



SINGLE DOOR FRIDGE 4* (UK)



ICONIC FRIDGE
EMPIRE RED (UK)

KCFME 60150R (UK) | £ 1,300.00
KCFME 60150L (UK) | £ 1,300.00

221-litre capacity (fridge: 195 L-freezer: 26 L)
Pro Fresh system
Fast cooling
LED lighting
Adjustable shelves
A++ energy rating

SINGLE DOOR FRIDGE 4* (UK)



ICONIC FRIDGE
ALMOND CREAM (UK)

KCFMA 60150R (UK) | £ 1,300.00
KCFMA 60150L (UK) | £ 1,300.00

221-litre capacity (fridge: 195 L-freezer: 26 L)
Pro Fresh system
Fast cooling
LED lighting
Adjustable shelves
A++ energy rating

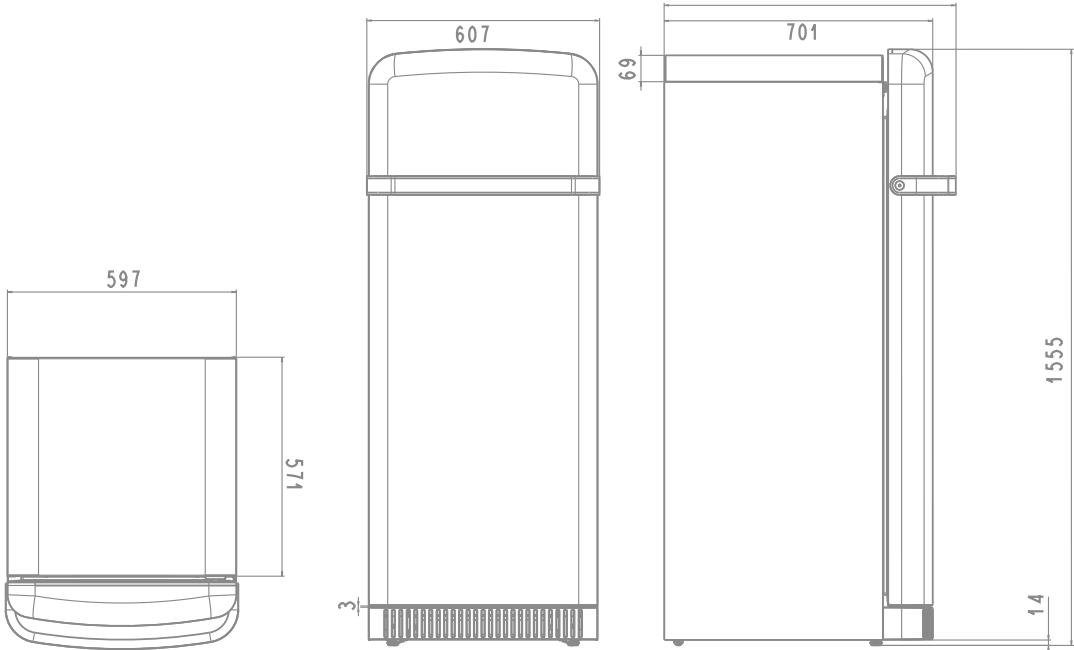
SINGLE DOOR FRIDGE 4* (UK)



ICONIC FRIDGE ONYX
BLACK (UK)

KCFMB 60150R (UK) | £ 1,300.00
KCFMB 60150L (UK) | £ 1,300.00

221-litre capacity (fridge: 195 L-freezer: 26 L)
Pro Fresh system
Fast cooling
LED lighting
Adjustable shelves
A++ energy rating



Technical Specifications page 196

Technical Specifications page 196

Technical Specifications page 196



60 CM BUILT-IN
WINE CELLAR
+ Dual Hinge Technology
+ Aging Area
RIGHT
KCVWX 20600R
LEFT
KCVWX 20600L
page 166



90 CM BUILT-IN
WINE CELLAR
+ Dual Hinge Technology
+ Aging Area
LEFT
KCVWX 20900L
page 166



75 CM BUILT-IN BOTTOM
MOUNT REFRIGERATOR
+ Dual Hinge Technology
+ Multi Temperature Drawer
RIGHT
KVCX 20750R
LEFT
KVCX 20750L
page 163



90 CM BUILT-IN
REFRIGERATOR
+ Dual Hinge Technology
+ Multi Temperature Drawer
RIGHT
KVCX 20900R
LEFT
KVCX 20900L
page 165



90 CM BUILT-IN BOTTOM
MOUNT REFRIGERATOR
+ Dynamic 0 Compartment
+ Multi Temperature Drawer
RIGHT
KVCX 20901R
LEFT
KVCX 20901L
page 164



90 CM PUSH-IN BOTTOM
MOUNT REFRIGERATOR
+ Dynamic 0 Compartment
+ Multi Temperature Drawer
RIGHT
KCZCX 20901R
LEFT
KCZCX 20901L
page 162



90 CM PUSH-IN BOTTOM
MOUNT REFRIGERATOR
+ Dual Hinge Technology
+ Multi Temperature Drawer
RIGHT
KCZCX 20900R
LEFT
KCZCX 20900L
page 162



75 CM PUSH-IN BOTTOM
MOUNT REFRIGERATOR
+ Dual Hinge Technology
+ Multi Temperature Drawer
RIGHT
KCZCX 20750R
LEFT
KCZCX 20750L
page 165



90 CM PUSH-IN WINE CELLAR
+ Dual Hinge Technology
+ Aging Area
LEFT
KCZWX 20900L
page 163



60 CM PUSH-IN
WINE CELLAR
+ Dual Hinge Technology
+ Aging Area
RIGHT
KCZWX 20600R
LEFT
KCZWX 20600L
page 164

LIGHT UP
YOUR
INSPIRATION

VERTIGO

Outstanding Features



The combination of versatility, performance and unique design. This is what makes a Vertigo refrigerator the perfect source of inspiration.

- **Multi-Temperature Drawer**

The function that provides the versatility of programming the drawer as a refrigerator, freezer or Dynamic 0°. Everything you are planning to cook is preserved at the best.

- **Adjustable Shelves**

You can easily redesign the interior of your Vertigo by positioning the shelves where you prefer them.

- **Stainless Steel Interior**

To ensure hygiene and durability, Vertigo's interior is stainless steel like in a professional kitchen.

- **Dual-Movement Hinges**

KitchenAid's patented system allows to have an easy installation, whether integrated or built-in.

- **Automatic Ice Maker**

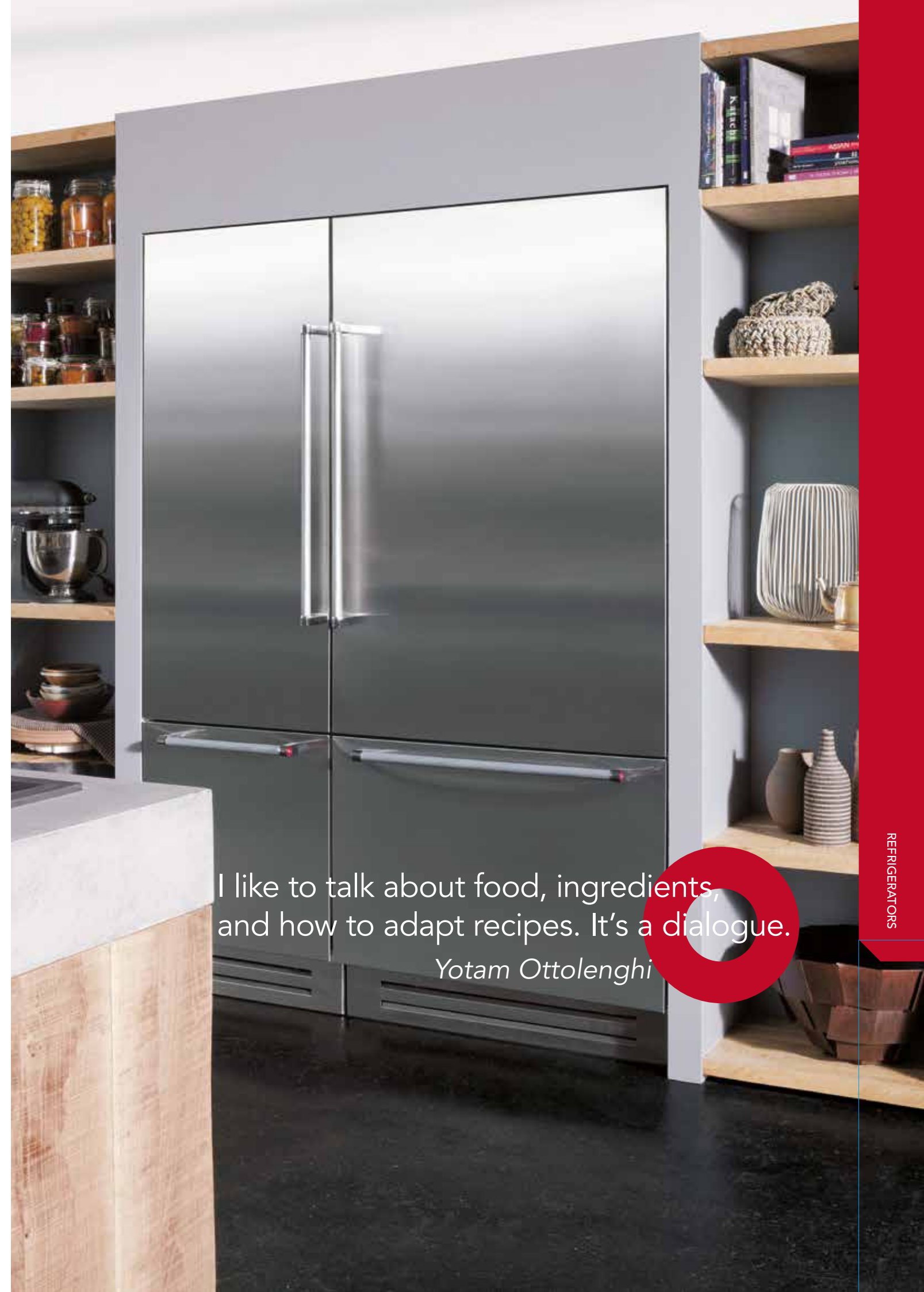
Every Vertigo refrigerator is equipped with an ice maker, directly connected to the home's water supply and using a specially designed filter. In this way your cold bain marie zabaione will be great.

- **Total No-Frost**

Vertigo's Total No Frost system is completely automatic so you no longer need to defrost the fridge, Dynamic 0° compartment or multi-temperature drawer.

- **Preserve & Age Red Wine**

With precision temperature and humidity control, Vertigo's Preserve & Age Red Wine compartment is suitable for preserving and ageing fine red wines. This compartment is equipped with fine wooden shelves - to avoid vibrations - good for the best wine, well selected for your meal.



I like to talk about food, ingredients,
and how to adapt recipes. It's a dialogue.
Yotam Ottolenghi

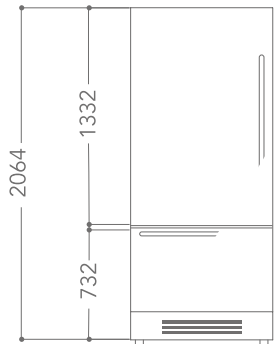
VERTIGO

90 CM PUSH-IN BOTTOM MOUNT REFRIGERATOR



RIGHT
KCZCX 20901R | £ 10,000.00
LEFT
KCZCX 20901L | £ 10,000.00

Perfect flat installation
Total no-frost
429-litre capacity (fridge: 220 L-freezer: 96 L-drawer: 113 L)
Dynamic 0°
Multi temperature drawer
Automatic ice maker
Fast freezing and fast cooling
Stainless steel inside
LED lighting
Adjustable shelves
A+ energy rating



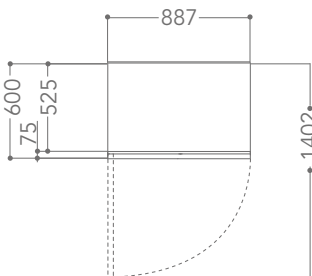
Technical Specifications page 197

90 CM PUSH-IN BOTTOM MOUNT REFRIGERATOR



RIGHT
KCZCX 20900R | £ 9,500.00
LEFT
KCZCX 20900L | £ 9,500.00

Perfect flat installation
Total no-frost
456-litre capacity (fridge: 360 L-freezer: 96 L)
Multi temperature drawer
Automatic ice maker
Fast freezing and fast cooling
Stainless steel inside
LED lighting
Adjustable shelves
A+ energy rating



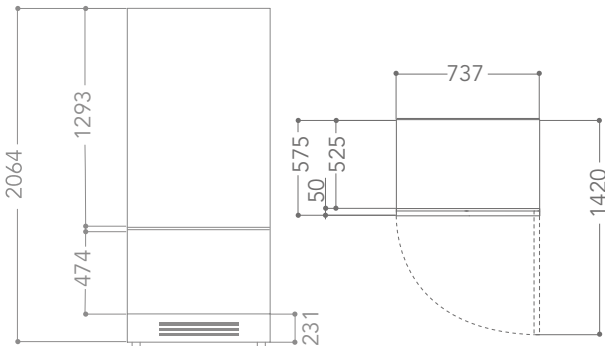
Technical Specifications page 197

75 CM PUSH-IN BOTTOM MOUNT REFRIGERATOR



RIGHT
KCZCX 20750R | £ 9,000.00
LEFT
KCZCX 20750L | £ 9,000.00

Perfect flat installation
Total no-frost
360-litre capacity (fridge: 275 L-freezer: 80 L)
Multi temperature drawer
Automatic ice maker
Fast freezing and fast cooling
Stainless steel inside
LED lighting
Adjustable shelves
A+ energy rating



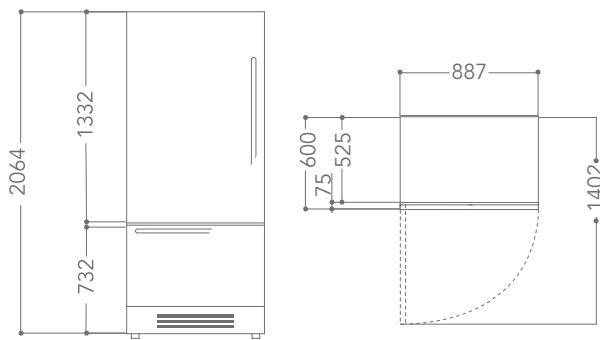
Technical Specifications page 197

90 CM PUSH-IN WINE CELLAR



LEFT
KCZWX 20900L | £ 11,000.00

Perfect flat installation
Total no-frost
81 bottles holder
2 independent temperature zones
Fast freezing and fast cooling
Stainless steel inside
LED lighting
A+ energy rating



Technical Specifications page 198

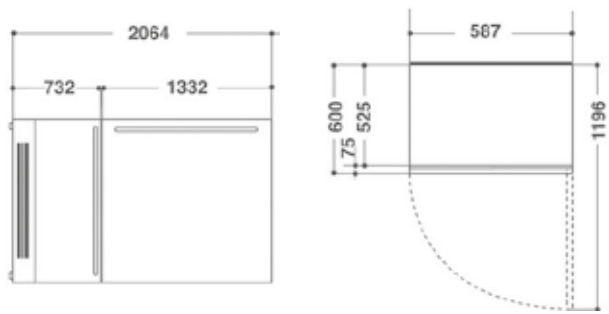
VERTIGO

60 CM PUSH-IN WINE CELLAR



RIGHT
KCZWX 20600R | £ 9,500.00
LEFT
KCZWX 20600L | £ 9,500.00

Perfect flat installation
Total no-frost
46 bottles holder
2 independent temperature zones
Fast freezing and fast cooling
Stainless steel inside
LED lighting
A+ energy rating



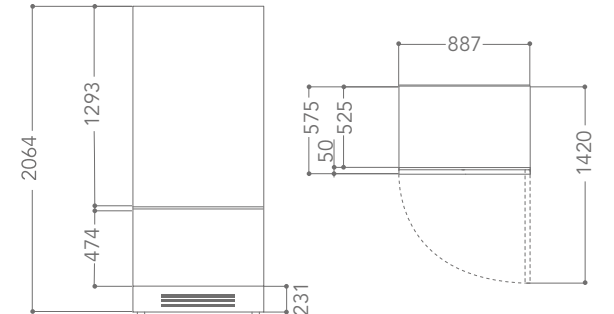
Technical Specifications page 198

90 CM BUILT-IN BOTTOM MOUNT REFRIGERATOR



RIGHT
KCVCX 20901R | £ 9,500.00
LEFT
KCVCX 20901L | £ 9,500.00

Perfect flat installation
Total no-frost
429 -litre capacity (fridge: 220 L-freezer: 96 L-drawe: 113 L)
Dynamic 0°
Multi temperature drawer
Automatic ice maker
Fast freezing and fast cooling
Stainless steel inside
LED lighting
Adjustable shelves
A+ energy rating



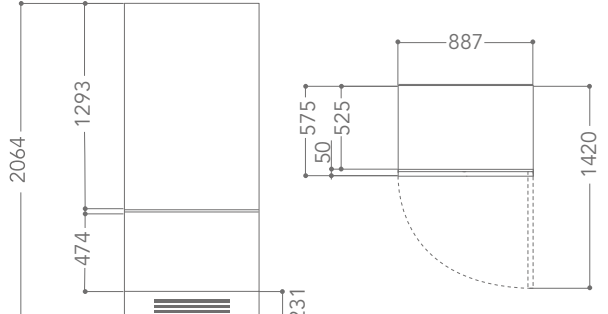
Technical Specifications page 198

90 CM BUILT-IN BOTTOM MOUNT REFRIGERATOR



RIGHT
KCVCX 20900R | £ 9,000.00
LEFT
KCVCX 20900L | £ 9,000.00

Perfect flat installation
Total no-frost
456 -litre capacity (fridge: 360 L-freezer: 96 L)
Multi temperature drawer
Automatic ice maker
Fast freezing and fast cooling
Stainless steel inside
LED lighting
Adjustable shelves
A+ energy rating



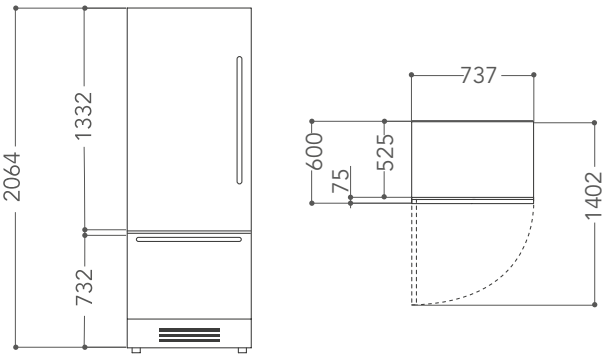
Technical Specifications page 199

75 CM BUILT-IN BOTTOM MOUNT REFRIGERATOR



RIGHT
KCVCX 20750R | £ 8,500.00
LEFT
KCVCX 20750L | £ 8,500.00

Perfect flat installation
Total no-frost
360 -litre capacity (fridge: 275 L-freezer: 80 L)
Multi temperature drawer
Automatic ice maker
Fast freezing and fast cooling
Stainless steel inside
LED lighting
Adjustable shelves
A+ energy rating



Technical Specifications page 199

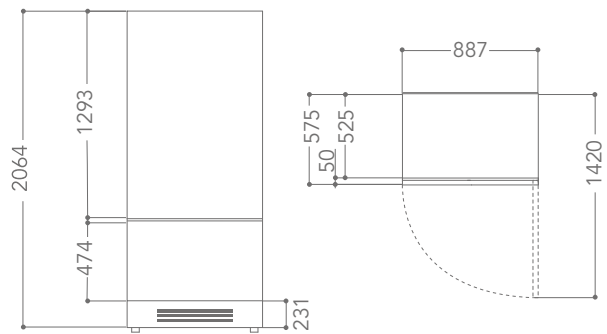
VERTIGO

90 CM BUILT-IN WINE CELLAR



LEFT
KCVWX 20900L | £ 10,500.00

Perfect flat installation
Total no-frost
81 bottles holder
2 independent temperature zones
Fast freezing and fast cooling
Stainless steel inside
LED lighting
A+ energy rating



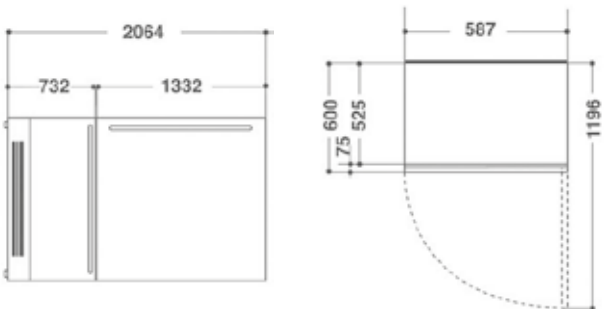
Technical Specifications page 199

60 CM BUILT-IN WINE CELLAR



RIGHT
KCVWX 20600R | £ 9,000.00
LEFT
KCVWX 20600L | £ 9,000.00

Perfect flat installation
Total no-frost
46 bottles holder
2 independent temperature zones
Fast freezing and fast cooling
Stainless steel inside
LED lighting
A+ energy rating



Technical Specifications page 199



Kit for 60 cm Wine Cellar

KACKX 00060 | £ 1,400.00



Kit for 60 cm Wine Cellar + 90 cm Refrigerator

KACKX 09060 | £ 1,760.00



Kit for 90 cm Refrigerator

KACKX 00090 | £ 1,520.00



Kit for 90 cm Refrigerator + 90 cm Refrigerator

KACKX 09090 | £ 1,880.00



FREESTANDING STAINLESS STEEL SHELL KITS

CENTRAL LINKING KIT

KACKX 90675 - Linking kit for 3 units FS: 90+60+75cm full top + 2 central kits | £ 2,000.00

KACLS 00000 - Central linking kit for integrated models (Silver) | £ 270.00

KACLW 00000 - Central linking kit for built-in models (White) | £ 270.00

The models and prices shown are not including the appliances.

Kit for 75 cm Refrigerator
KACKX 00075 | £ 1,470.00



Kit for 60 cm Wine Cellar + 75 cm Refrigerator
KACKX 07560 | £ 1,700.00



Kit for 90 cm Refrigerator + 75 cm Refrigerator
KACKX 07590 | £ 1,820.00



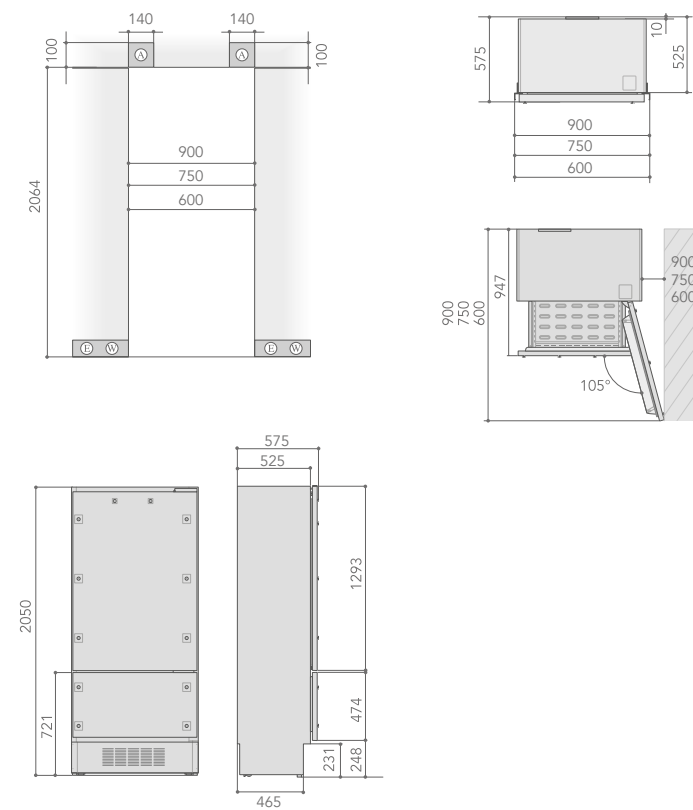
FREESTANDING STAINLESS STEEL SHELL KITS

CENTRAL LINKING KIT

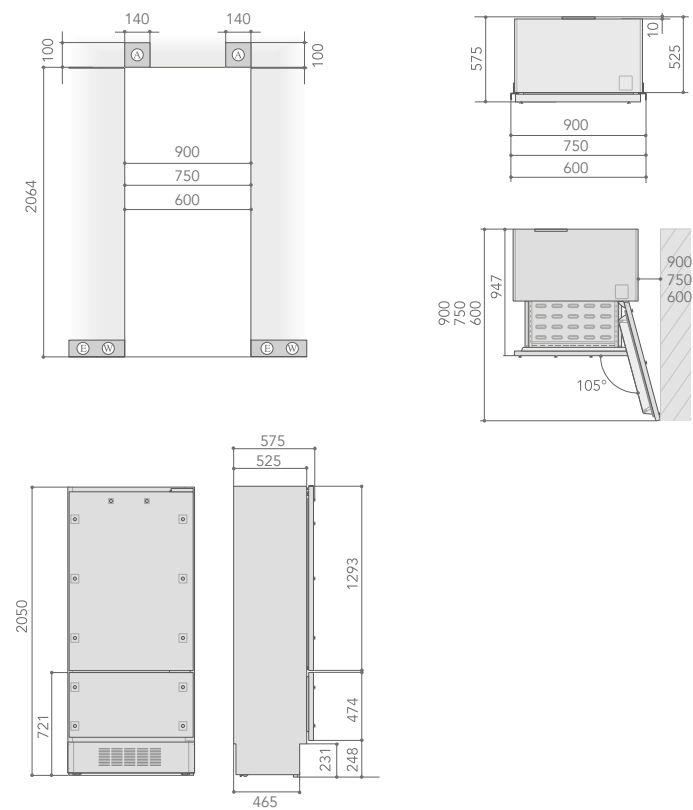
- KACKX 90675 - Linking kit for 3 units FS: 90+60+75cm full top + 2 central kits | £ 2,000.00
- KACLS 00000 - Central linking kit for integrated models (Silver) | £ 270.00
- KACLW 00000 - Central linking kit for built-in models (White) | £ 270.00

The models and prices shown are not including the appliances.

Freestanding



Integrated



Recess width for built-in combinations

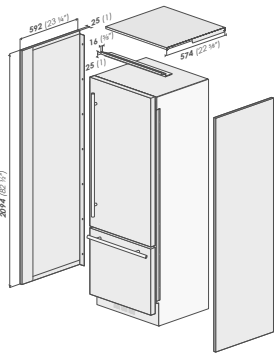
	LATERAL LINKING KIT (mm)	UNIT (mm)	CENTRAL LINKING KIT (mm)	UNIT (mm)	LATERAL LINKING KIT (mm)	TOTAL RECESS (mm)
90cm + 60cm	6.5	887	13	587	6.5	1,500
90cm + 90cm	6.5	887	13	887	6.5	1,800

The lateral linking kit is included in the product. | Central linking kit KACLW 00000

Freestanding kit

SERIES	WIDTH WITH FREESTANDING KIT
60 cm	650 mm
90 cm	950 mm
90 cm + 60 cm	1,550 mm
90 cm + 90 cm	1,850 mm

The lateral linking kit is included in the product. | Central linking kit KACLS 00000



IMPORTANT
Once completed the appliance may be placed against the wall, taking into consideration though that the door opens at 90° so that drawers may be opened and pulled out. The distance between the side of the refrigerator and the wall is required for the sole purpose of allowing the door to be fully opened (105°).

EUROPEAN SIDE-BY-SIDE

Outstanding
Features



Survey all the capacity of your creativity with KitchenAid side-by-side refrigerators, designed for European-style kitchens with features to match your every wish.

Shock Freezer

The KitchenAid shock freezer delivers on our promise of professional performances. It cools or freezes preserving the aroma, taste and nutritional value of the food with its two professional functions: Blast Chilling and Shock Freezing. The Blast Chilling function reduces the temperature of oven-hot cooked food to +3°C, good for those recipes where you need to stop the cooking of the ingredients directly. Shock Freezing quickly lowers the food’s core temperature to -18°C, good for the texture, taste, nutrition and colour of the ingredients to cook them later.

Pro Fresh Technology

Pro Fresh technology constantly monitors the temperature and humidity levels inside your refrigerator. When the door is left open or if you pack the fridge with the weekly shop, it senses changes in temperature and humidity, and quickly circulates chilled air to restore the correct temperature and optimal humidity level.

Wooden Interiors

Seasoned oak, high-quality plexiglas and chrome steel are the materials of choice for two stunning new accessories for your refrigerator: a shelf and cheese box that embody KitchenAid’s love of design, practical features and versatility.

Dynamic 0°

Dynamic 0° guarantees that all fresh produce, meat, fish and dairy are preserved in the optimum conditions in this special zone. Great for preserving your precious seafood when you want to cook some crumbed calamari with lemon and saffron aioli.

SIDE-BY-SIDE

SIDE-BY-SIDE BUILT-IN



KCBPX 18120 | £ 4,500.00

Perfect flat installation

Total no-frost

363 L fridge capacity
252 L freezer capacity

Dynamic 0° compartment

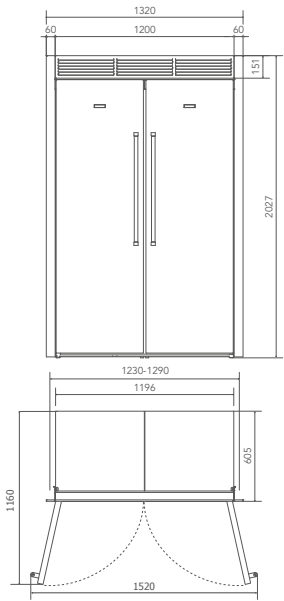
Shock freezer compartment

Pro Fresh technology

LED lighting

Adjustable shelves

A++ energy rating



Technical Specifications page 200

OPTIONAL ACCESSORY KARG F001 Antibacterial filter | £ 20.00

SIDE-BY-SIDE FREESTANDING



KCFPX 18120 | £ 5,000.00

Perfect flat installation

Total no-frost

363 L fridge capacity
252 L freezer capacity

Dynamic 0° compartment

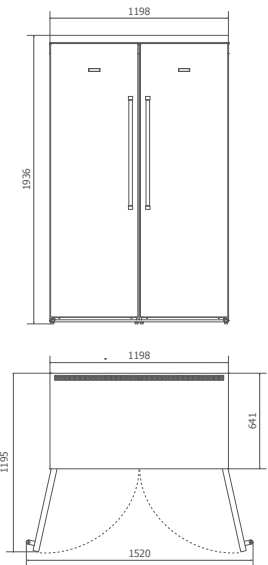
Shock freezer compartment

Pro Fresh technology

LED lighting

Adjustable shelves

A++ energy rating



Technical Specifications page 200

OPTIONAL ACCESSORY KARG F001 Antibacterial filter | £ 20.00

SIDE-BY-SIDE

177 CM FREEZER (UK)



KCBFS 18602 (UK) | £ 1,900.00

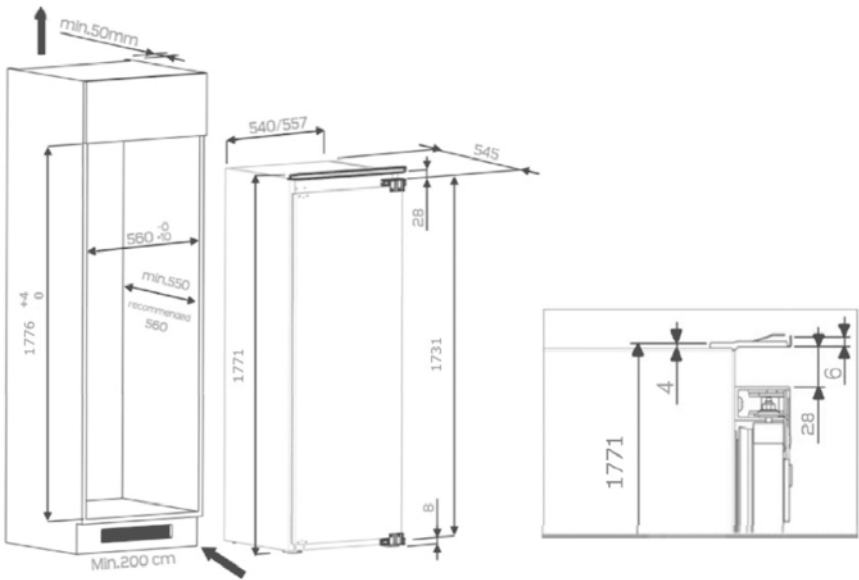
Perfect flat installation
Total no-frost
203 L capacity
Shock freezer
LED lighting
Adjustable shelves
A++ energy rating

177 CM FRIDGE (UK)



KCBNS 18602 (UK) | £ 1,900.00

Perfect flat installation
Total no-frost
318 L capacity
LED lighting
Adjustable shelves
A+++ energy rating



Technical Specifications page 201

Technical Specifications page 201

OPTIONAL ACCESSORY KARG F001 Antibacterial filter | £ 20.00



MONODOOR



ICONIC FRIDGE ONYX BLACK (UK)

- + Onyx Black with Chrome Handle
- + Pro Fresh System
- + 195 L Capacity

KCFMB 60150R (UK)
KCFMB 60150L (UK)
Onyx Black

Also Available in:
Empire Red
Almond Cream
pages 156 - 157



122 CM MONODOOR REFRIGERATOR (UK)

- + Built-In Height 122 cm
- + ProFresh
- + 209 L Capacity

KCBNR 12600 (UK)
page 184



122 CM MONODOOR REFRIGERATOR (UK)

- + Built-In Height 122 cm
- + Soft Closing Door
- + 210 L Capacity

KCBNS 12600 (UK)
page 183

177 CM FREEZER (UK)

- Built in freezer +
- Freezer capacity: 210 L +
- Shock Freezer +
- Compartment

KCBFS 18602 (UK)
page 176



177 CM FRIDGE (UK)

- + Built in fridge
- + Fridge capacity: 318 L
- + Pro Fresh

KCBNS 18602 (UK)
page 176



177 CM MONODOOR FREEZER (UK)

- + Built-In Height 178 cm
- + ProFreeze
- + 203 L Capacity

KCBFS 18602 (UK)
page 182



177 CM MONODOOR REFRIGERATOR (UK)

- + Built-In Height 178 cm
- + ProFresh
- + 310 L Capacity

KCBNS 18602 (UK)
page 182



139 CM MONODOOR REFRIGERATOR (UK)

- + Built-In Height 140 cm
- + ProFresh
- + 240 L Capacity

KCBNS 14600 (UK)
page 183

CHOOSE
YOUR
FORM
OF ART

SINGLE DOOR

Outstanding Features



Like time, space is relative. Just remember that between one centimetre and the next there are an infinite number of distances, as the philosopher Zeno observed. The same insight underlies the single-door refrigerators from KitchenAid, designed to have more outstanding features in a relatively smaller space.

- **Electronic control with digital display**

Easy-to-use control to allow to you to set the refrigerator options easily and immediately, especially with the handy integrated LCD display.

- **Dynamic 0°**

Dynamic 0° guarantees all fresh produce, meat, fish and dairy products are stored under optimum conditions. Your quality ingredients will always be ready to meet your passion for cooking, for example in a seafood salad with lemongrass and fig balsamic vinegar.

- **Sensor Technology**

Sensor technology detects any changes in temperature and quickly brings it back to the optimal level. The circulation of chilled air increases automatically to restore the correct temperature five times faster than in a conventional refrigerator.

- **Wooden Interiors**

Seasoned oak, high-quality Plexiglas and chrome steel are the materials of choice for two stunning new accessories for your refrigerator: a shelf and a cheese box that embody KitchenAid's love of design, practical features and versatility. The cheese box is hugely versatile: it fits above or below the seasoned oak shelf and can be used to store different items, such as dairy products, cold cuts or fruits.

- **LED Technology**

LED technology delivers a long-lasting, low-maintenance solution for excellent lighting in your fridge.



Recipe has no soul.
You as the cook must bring soul to the recipe.
Thomas Keller

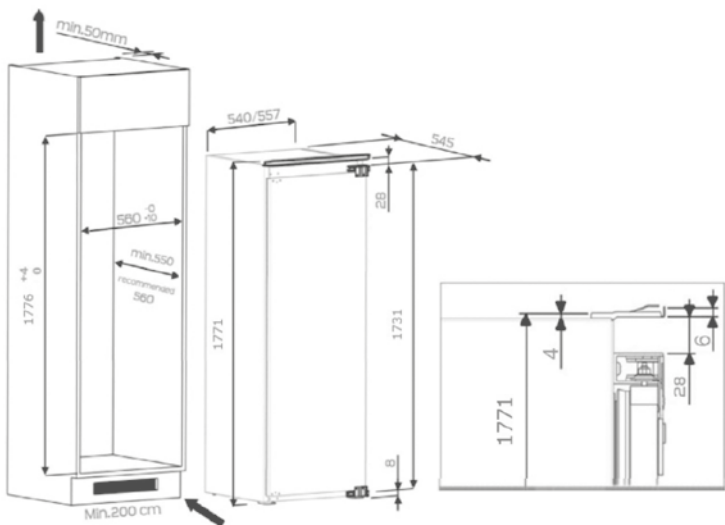
SINGLE DOOR

177 CM MONODOOR FREEZER (UK)



KCBFS 18602 (UK) | £ 1,900.00

203-litre capacity
Pro Freeze system
Soft closing door
LED lighting
Shock freezer compartment
A++ energy rating



Technical Specifications page 202

177 CM MONODOOR REFRIGERATOR (UK)



KCBNS 18602 (UK) | £ 1,900.00

318-litre capacity
Wooden shelf, cheese and fresh boxes
Touch display
Pro Fresh system
Soft closing door
LED lighting
Adjustable shelves
Antibacterial filter
A+++ energy rating

Technical Specifications page 202

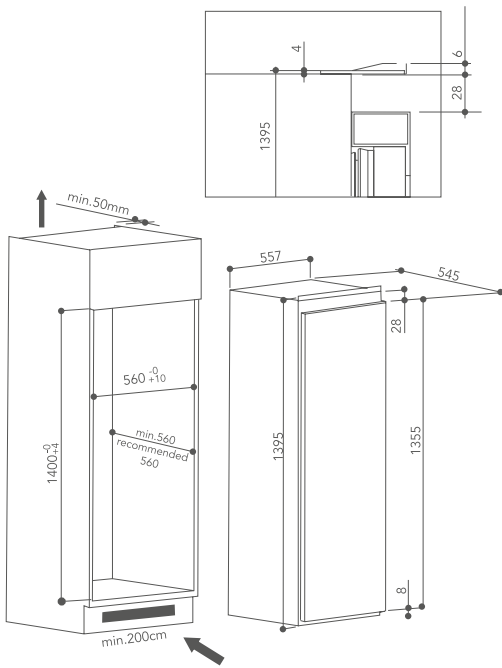
OPTIONAL ACCESSORY KARG F001 Antibacterial filter | £ 20.00

139 CM MONODOOR REFRIGERATOR (UK)



KCBNS 14600 (UK) | £ 1,250.00

240-litre capacity
Touch display
Pro Fresh system
Soft closing door
LED lighting
Adjustable shelves
Antibacterial filter
A++ energy rating



Technical Specifications page 203

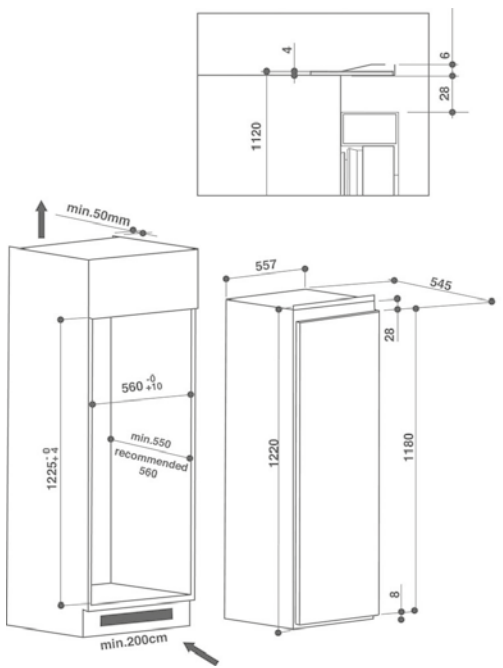
OPTIONAL ACCESSORY KARG F001 Antibacterial filter | £ 20.00

122 CM MONODOOR REFRIGERATOR (UK)



KCBNS 12600 (UK) | £ 1,150.00

210-litre capacity
Touch display
Soft closing door
LED lighting
Adjustable shelves
A++ energy rating



Technical Specifications page 203

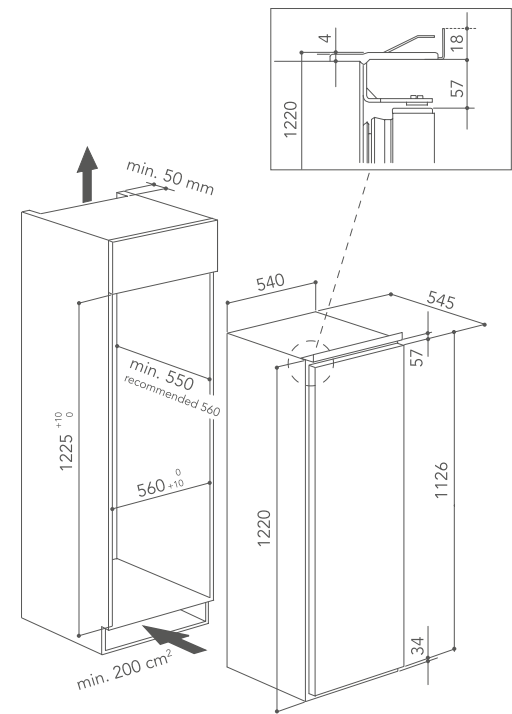
SINGLE DOOR

122 CM MONODOOR REFRIGERATOR (UK)



KCBNR 12600 (UK) | £ 1,000.00

210-litre capacity
Pro Fresh system
LED lighting
Adjustable shelves
A++ energy rating



Technical Specifications page 203





FIT EVERY
FORM OF
CREATIVITY



177 CM
FRIDGE-FREEZER (UK)

- + Built-In Height 178 cm
- + No Frost
- + Rail

KCBDR 18600 (UK)
page 192



177 CM
FRIDGE-FREEZER (UK)

- + Built-In Height 178 cm
- + Stop Frost / Dynamic 0
- + Rail

KCBDR 18602 (UK)
page 191



177 CM
FRIDGE-FREEZER (UK)

- + Built-In Height 178 cm
- + Stop Frost
- + Setmo

KCBDS 18600 (UK)
page 191



193 CM
FRIDGE-FREEZER (UK)

- + Built-In Height 194 cm
- + No Frost
- + Setmo

KCBCS 20600 (UK)
page 189



193 CM
FRIDGE-FREEZER (UK)

- + Built-In Height 194 cm
- + No Frost
- + Rail

KBCR 20600 (UK)
page 189



177 CM NO-FROST (UK)
FRIDGE-FREEZER

- + Built-In Height 178 cm
- + No Frost / Dynamic 0
- + Setmo

KCBCS 18600 (UK)
page 190



177 CM NO-FROST (UK)
FRIDGE-FREEZER

- + Built-In Height 178 cm
- + No Frost / Dynamic 0
- + Rail

KBCR 18600 (UK)
page 190

FRIDGE FREEZER

Outstanding
Features

We know that this is where it all starts, where inspiration finds its ingredients. That’s why the features of KitchenAid fridge-freezers refrigerators are designed so you’ll find fresh, perfectly stored ingredients every time.

LED Technology

LED technology delivers a long-lasting, low-maintenance solution for excellent lighting in your fridge.

Dynamic 0°

Dynamic 0° guarantees all fresh produce, meat, fish and dairy are preserved in the optimum conditions. Your precious ingredients will always be ready to meet your passion, like in a seafood salad with lemongrass and fig balsamic vinegar.

No-frost Technology

This system controls the circulation of chilled air inside your refrigerator, ensuring the ideal humidity level while avoiding condensation or the formation of ice on your food and the surfaces inside the refrigerator.

Sensor Technology

Sensor technology detects any changes in the temperature and quickly brings it back to the optimal level. The circulation of chilled air increases automatically to restore the correct temperature five times faster than a conventional refrigerator.

Wooden Interiors

Seasoned oak, high-quality plexiglas and chrome steel are the materials of choice for two stunning new accessories for your refrigerator: a shelf and cheese box that embody KitchenAid’s love of design, practical features and versatility. The cheese box is hugely versatile: it fits above or below the seasoned oak shelf and can be used to store different items, such as dairy produce, cold cuts or fruits.

FRIDGE-FREEZER

193 CM FRIDGE-FREEZER (UK)



KCBCS 20600 (UK) | £ 2,000.00

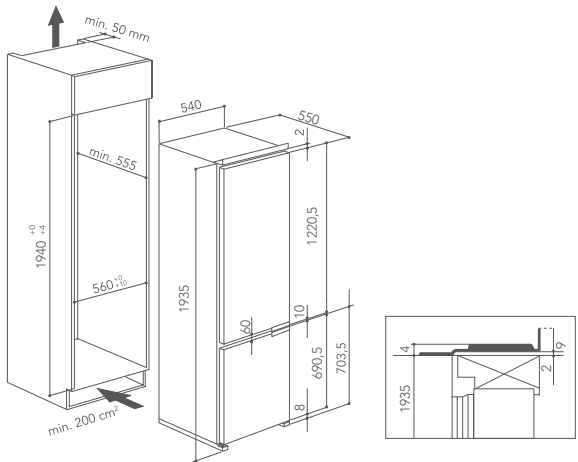
No-frost system
300-litre capacity (fridge: 237 L, freezer: 63 L)
Wooden wine rack, cheese and fresh boxes
Touch display
Pro Fresh system
Soft closing door
LED lighting
Adjustable shelves
Antibacterial filter
A+ energy rating

193 CM FRIDGE-FREEZER (UK)



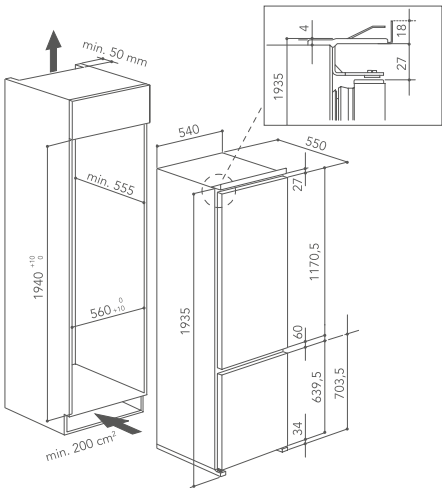
KCBCR 20600 (UK) | £ 1,900.00

No-frost system
300-litre capacity (fridge: 237 L, freezer: 63 L)
Wooden wine rack, cheese and fresh boxes
Touch display
Pro Fresh system
LED lighting
Adjustable shelves
Antibacterial filter
A+ energy rating



Technical Specifications page 204

OPTIONAL ACCESSORY KARG F001 Antibacterial filter | £ 20.00



Technical Specifications page 204

OPTIONAL ACCESSORY KARG F001 Antibacterial filter | £ 20.00

FRIDGE-FREEZER

177 CM FRIDGE-FREEZER (UK)



KCBCS 18600 (UK) | £ 1,800.00

No-frost system
258-litre capacity (fridge: 195 L, freezer: 63 L)
Dynamic 0° compartment
Wooden wine rack, cheese and fresh boxes
Touch display
Pro Fresh system
Soft closing door
LED lighting
Adjustable shelves
Antibacterial filter
A+ energy rating

177 CM FRIDGE-FREEZER (UK)



KCBCR 18600 (UK) | £ 1,700.00

No-frost system
258-litre capacity (fridge: 195 L, freezer: 63 L)
Dynamic 0° compartment
Wooden wine rack, cheese and fresh boxes
Touch display
Pro Fresh system
LED lighting
Adjustable shelves
Antibacterial filter
A+ energy rating

177 CM FRIDGE-FREEZER (UK)



KCBDS 18600 (UK) | £ 1,700.00

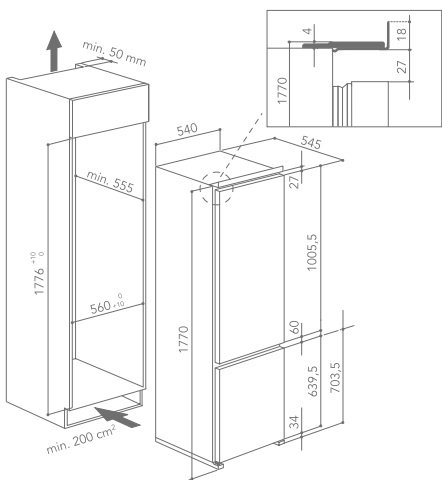
Stop-frost system
269-litre capacity (fridge: 189 L, freezer: 80 L)
Dynamic 0° compartment
Wooden wine rack, cheese and fresh boxes
Touch display
Pro Fresh system
Soft closing door
LED lighting
Adjustable shelves
Antibacterial filter
A++ energy rating

177 CM FRIDGE-FREEZER (UK)



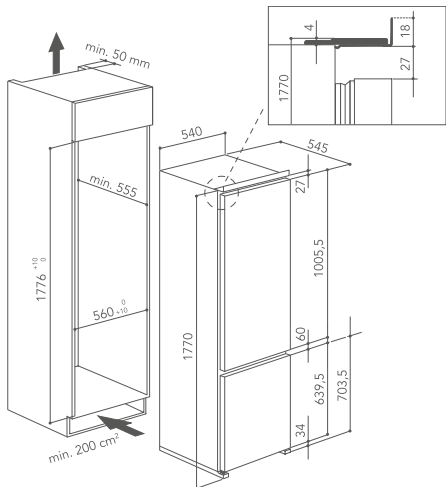
KCBDR 18602 (UK) | £ 1,500.00

Stop-frost system
269-litre capacity (fridge: 189 L, freezer: 80 L)
Dynamic 0° compartment
Wooden wine rack, cheese and fresh boxes
Touch display
Pro Fresh system
LED lighting
Adjustable shelves
Antibacterial filter
A++ energy rating



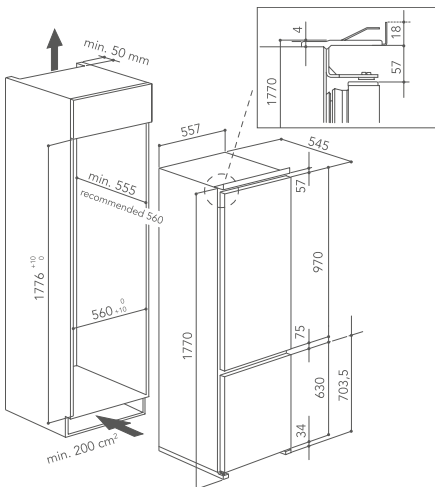
Technical Specifications page 204

OPTIONAL ACCESSORY KARG F001 Antibacterial filter | £ 20.00



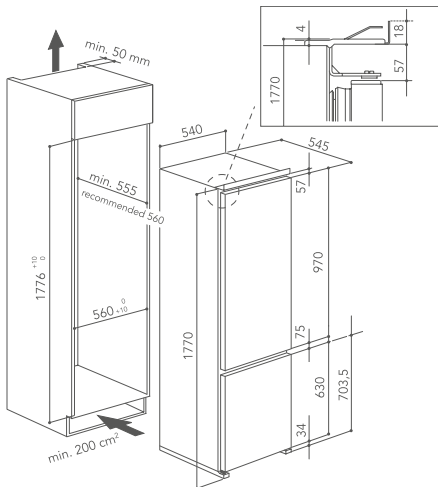
Technical Specifications page 205

OPTIONAL ACCESSORY KARG F001 Antibacterial filter | £ 20.00



Technical Specifications page 205

OPTIONAL ACCESSORY KARG F001 Antibacterial filter | £ 20.00



Technical Specifications page 206

OPTIONAL ACCESSORY KARG F001 Antibacterial filter | £ 20.00

FRIDGE-FREEZER

177 CM FRIDGE-FREEZER (UK)



KCBDR 18600 (UK) | £ 1,200.00

275-litre capacity (fridge: 195 L, freezer: 80 L)

Touch display

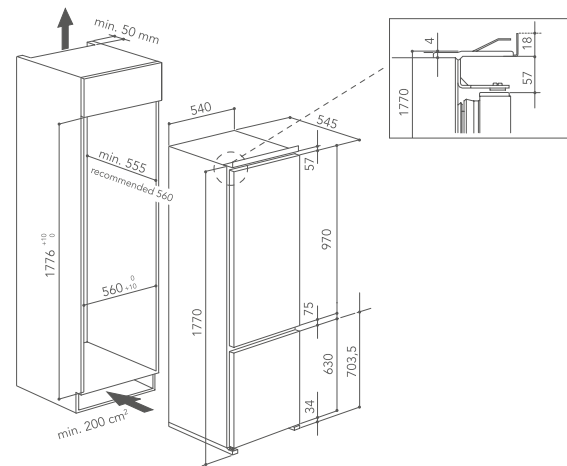
Pro Fresh system

LED lighting

Adjustable shelves

Antibacterial filter

A+ energy rating



Technical Specifications page 206

OPTIONAL ACCESSORY KARG F001 Antibacterial filter | £ 20.00



WINE STORAGE

Outstanding
Features



Wine is the perfect partner for both art and good food, and a KitchenAid wine cellar is the tool to enhance both. That’s why each one offers all the features necessary for perfect storage of special bottles.

Temperature Zones

Different temperature zones allow you to store, cool and chamber different kinds of wine at the ideal temperature in the same wine cellar.

Wooden Interiors

Wine Cellars are equipped with a special system that protects against vibrations to guarantee optimum storage conditions. This system creates a barrier that prevents your bottles from experiencing any harmful vibrations, which could compromise their correct storage.

Natural Ventilation with Active Carbon Filters

Filtered air circulates continuously around your bottles to prevent mould growth and unpleasant odours.

UV-ray Protection

This protects your bottles from sunlight, and its UV rays in particular, which can rapidly and irreversibly harm your wines through the oxidation of tannins.

Automatic Humidity Control

This monitors the hygrometric level to ensure the humidity remains constant inside the wine cellar, ideal for storing your finest vintages.



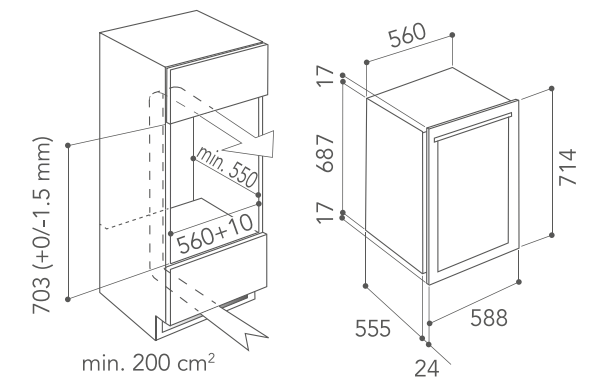
WINE STORAGE

70 CM BUILT-IN WINE CELLAR



KCBWX 70600R | £ 2,000.00
KCBWX 70600L | £ 2,000.00

Holds up to 36 bottles
Glass door with UV-ray
Wooden shelves
A energy rating
Digital display
2 temperature zones
Temperature range 6° to 18°
Automatic humidity control with auto-adjust system
Easy to clean stainless steel



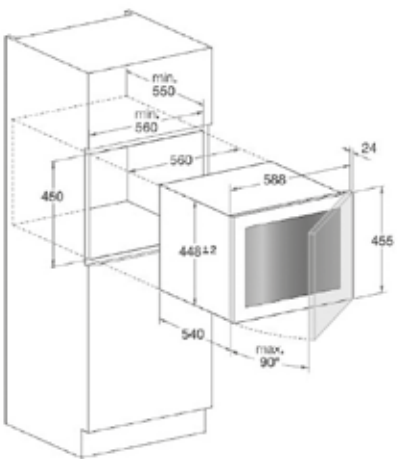
Technical Specifications page 207

45 CM BUILT-IN WINE CELLAR



KCBWX 45600 | £ 1,800.00
Available from May 2017

Holds up to 24 bottles
Glass door with UV-ray
Antivibration system
Wooden shelves
A energy rating
Digital display
Temperature range 4° to 18°
Automatic humidity control with auto-adjust system
Easy to clean stainless steel



Technical Specifications page 207

REFRIGERATORS • TECHNICAL DETAILS

	ICONIC FRIDGE EMPIRE RED		ICONIC FRIDGE ALMOND CREAM		ICONIC FRIDGE ONYX BLACK	
	KCFME 60150R	KCFME 60150L	KCFMA 60150R	KCFMA 60150L	KCFMB 60150R	KCFMB 60150L
DISTINGUISHED FEATURES						
Fresh 0° Compartment	-		-		-	
Pro Fresh System	●		●		●	
Soft Closing Door	-		-		-	
MAIN CHARACTERISTICS						
Control Panel	Touch display		Touch display		Touch display	
Cabinet color	White		White		White	
Listeria Indicator	●		●		●	
Antibacterial Filter Hygiene	●		●		●	
Shelves type	KAD VBL		KAD VBL		KAD VBL	
Crisper insert	-		-		-	
Vacation Mode	-		-		-	
Door Open Alarm	●		●		●	
Number of shelves	3		3		3	
Number of adjustable shelves	3		3		3	
Number of crisper drawers	1		1		1	
Fridge adjustable balconies	3		3		3	
Balconies type	KAD VBL		KAD VBL		KAD VBL	
SPECIAL ACCESSORIES						
Haute Cuisine - Oak	-		-		-	
Cheese Box - Oak	-		-		-	
STANDARD ACCESSORIES						
Standard bottle rack	-		-		-	
Bottle balcony	●		●		●	
Bottle holder	●		●		●	
Bottle separator	●		●		●	
Eggs tray	●		●		●	
TECHNICAL INFO						
Energy class	A++		A++		A++	
Voltage V	220 - 240		220 - 240		220 - 240	
Frequency Hz	50		50		50	
Light type	LED (4 lateral)		LED (4 lateral)		LED (4 lateral)	
Reversible Hinges	No DX		No DX		No DX	
Star Rating	4		4		4	
Climatic Class	SN-T		SN-T		SN-T	
Maximum ambient T °C	43		43		43	
Minimum ambient T °C	10		10		10	
Connection rating W	-		-		-	
Noise level dBA re 1 pW	-		-		-	
Type of Gas Inside Circuit	R600a		R600a		R600a	
Fridge Net capacity L	195		195		195	
Fridge Gross capacity L	-		-		-	
Freezer Net capacity L	26		26		26	
Freezer Gross capacity L	-		-		-	
Adjustable feet	●		●		●	
Plug	Schuko		Schuko		Schuko	
Product Size HxWxD mm	1550 X 608 X 762		1550 X 608 X 762		1550 X 608 X 762	
Packed Size HxWxD mm	1626 X 644 X 845		1626 X 644 X 845		1626 X 644 X 845	
Net Weight kg	74		74		74	
Gross Weight kg	77		77		77	

	90 CM PUSH-IN BOTTOM MOUNT REFRIGERATOR		90 CM PUSH-IN BOTTOM MOUNT REFRIGERATOR		75 CM PUSH-IN BOTTOM MOUNT REFRIGERATOR	
	RIGHT KCZCX 20901R	LEFT KCZCX 20901L	RIGHT KCZCX 20900R	LEFT KCZCX 20900L	RIGHT KCZCX 20750R	LEFT KCZCX 20750L
DISTINGUISHED BENEFITS						
Product Type	Fridge Freezer Combination - Full Integrated		Fridge Freezer Combination - Full Integrated		Fridge Freezer Combination - Full Integrated	
Frost Free System	Full Frost Free		Full Frost Free		Full Frost Free	
Dynamic 0° Compartment	●		-		-	
Soft Closing Door	●		●		●	
Special Compartment	Vegetable Compartment		-		-	
AESTHETICS						
Colour & Finishing	KitchenAid stainless steel		KitchenAid stainless steel		KitchenAid stainless steel	
Type of control	Touch		Touch		Touch	
MAIN CHARACTERISTICS						
Convertible Drawer fridge freezer	●		●		●	
Number of temperature zones	3		2		2	
Temperature adjustable in fridge and freezer	●		●		●	
Fast cooling switch / Fast freezing function	●		●		●	
Dynamic Sensor	●		●		●	
Material of the shelves	Glass		Glass		Glass	
Humidity control	●		-		-	
Vacation mode / Party Mode	●		●		●	
Door opened indicator freezer / fridge	●		●		●	
Temperature / Malfunction alarm	●		●		●	
Fridge Compartment - Balconies	3		3		3	
Crisper drawers - freezing drawers	1		1		1	
Number of Shelves	3		3		3	
Bottle balcony	●		●		●	
TECHNICAL INFORMATION						
Energy Class	A+		A+		A+	
Voltage V	220 - 240		220 - 240		220 - 240	
Frequency Hz	50		50		50	
Child Safety Lock	-		-		-	
Light type	LED		LED		LED	
Number of independent cooling systems	2		2		2	
Door Installation System	Fixed-mounted		Fixed-mounted		Fixed-mounted	
Hinge type	Special - Total Flush		Special - Total Flush		Special - Total Flush	
Fridge / freezer thermostat	●		●		●	
Storage Period in Event of Power Failure h	18		18		18	
Star Rating	4		4		4	
External Range of Temperature °C	min 10 - max 43		min 10 - max 43		min 10 - max 43	
Connection Rating W °C	367		367		240	
Noise level dBA re 1 pW	44		44		44	
Type of Gas Inside Circuit	R600a		R600a		R600a	
Depth with open door 90 degree mm	1435		1435		1285	
Side to wall with open door 90 degree mm	80		80		80	
Ventilation of the product	Through kitchen plinth or under appliance		Through kitchen plinth or under appliance		Through kitchen plinth or under appliance	
Adjustable feet mm	● - max 25 - all		● - max 25 - all		● - max 25 - all	
Number of Adjustable Rollers	2		2		2	
Refrigerator Net capacity L	220		360		275	
Refrigerator Gross capacity L	230		-		280	
Freezer Gross capacity L	96		96		85	
Dynamic 0° compartment capacity L	113		-		-	
Cellar Net capacity L	-		-		-	
Refrigerator capacity (bottles)	-		-		-	
Product Size HxWxD mm	2050 X 887 X 575		2050 X 887 X 575		2050 X 737 X 575	
Packed Size HxWxD mm	2230 X 950 X 800		2230 X 950 X 800		2230 X 750 X 800	
Net Weight Kg	205		205		170	
Gross Weight Kg	225		225		190	

REFRIGERATORS • TECHNICAL DETAILS

	90 CM PUSH-IN WINE CELLAR LEFT KCZWX 20900L	60 CM PUSH-IN WINE CELLAR RIGHT KCZWX 20600R LEFT KCZWX 20600L	90 CM BUILT-IN BOTTOM MOUNT REFRIGERATOR RIGHT KCVCX 20901R LEFT KCVCX 20901L
DISTINGUISHED BENEFITS			
Product Type	Wine Cellar Full Integrated	Wine Cellar Full Integrated	Fridge Freezer Combination Built In
Frost Free System	Full Frost Free	Full Frost Free	Full Frost Free
Dynamic 0° Compartment	-	-	●
Soft Closing Door	●	●	●
Special Compartment	Aging Area	Aging Area	Vegetable Compartment
AESTHETICS			
Colour & Finishing	-	-	-
Type of control	Touch	Touch	Touch
MAIN CHARACTERISTICS			
Convertible Drawer fridge freezer	●	●	●
Number of temperature zones	2	2	3
Temperature adjustable in fridge and freezer	●	●	●
Fast cooling switch / Fast freezing function	●	●	●
Dynamic Sensor	●	●	●
Material of the shelves	Oak	Oak	Glass
Humidity control	●	●	●
Vacation mode / Party Mode	●	●	●
Door opened indicator freezer / fridge	●	●	●
Temperature / Malfunction alarm	●	●	●
Fridge Compartment - Balconies	-	-	3
Crisper drawers - freezing drawers	1	1	1
Number of Shelves	9	9	3
Bottle balcony	-	-	●
TECHNICAL INFORMATION			
Energy Class	A+	A+	A+
Voltage V	220 - 240	220 - 240	220 - 240
Frequency Hz	50	50	50
Child Safety Lock	-	-	-
Light type	LED	LED	LED
Number of independent cooling systems	2	2	2
Door Installation System	Fixed-mounted	Fixed-mounted	Fixed-mounted
Hinge type	Special - Total Flush	Special - Total Flush	Special - Total Flush
Fridge / freezer thermostat	●	●	●
Storage Period in Event of Power Failure h	18	18	18
Star Rating	4	4	4
External Range of Temperature °C	min 10 - max 43	min 10 - max 43	min 10 - max 43
Connection Rating W °C	367	240	367
Noise level dBA re 1 pW	44	44	44
Type of Gas Inside Circuit	R600a	R600a	R600a
Depth with open door 90 degree mm	1435	1135	1435
Side to wall with open door 90 degree mm	80	80	80
Ventilation of the product	Through kitchen plinth or under appliance	Through kitchen plinth or under appliance	Through kitchen plinth or under appliance
Adjustable feet mm	● - max 25 - all	● - max 25 - all	● - max 25 - all
Number of Adjustable Rollers	2	2	2
Refrigerator Net capacity L	-	-	220
Refrigerator Gross capacity L	-	-	230
Freezer Gross capacity L	96	55	96
Dynamic 0° compartment capacity L	-	-	113
Cellar Net capacity L	220/113	147/73	-
Refrigerator capacity (bottles)	81	45	-
Product Size HxWxD mm	2050 X 887 X 575	2050 X 587 X 575	2050 X 887 X 575
Packed Size HxWxD mm	2230 X 950 X 800	2230 X 650 X 800	2230 X 950 X 800
Net Weight Kg	215	175	205
Gross Weight Kg	235	195	225

	90 CM BUILT-IN BOTTOM MOUNT REFRIGERATOR RIGHT KCVCX 20900R LEFT KCVCX 20900L	75 CM BUILT-IN BOTTOM MOUNT REFRIGERATOR RIGHT KCVCX 20750R LEFT KCVCX 20750L	90 CM BUILT-IN WINE CELLAR LEFT KCVWX 20900L	60 CM BUILT-IN WINE CELLAR RIGHT KCVWX 20600R LEFT KCVWX 20600L
Fridge Freezer Combination Built In	Fridge Freezer Combination Built-in	Wine Cellar Built In	Wine Cellar Built In	
Full Frost Free	Full Frost Free	Full Frost Free	Full Frost Free	
-	-	-	-	
●	●	●	●	
-	-	Aging Area	Aging Area	
-	-	-	-	
Touch	Touch	Touch	Touch	
●	●	●	●	
2	2	2	2	
●	●	●	●	
●	●	●	●	
●	●	●	●	
Glass	Glass	Oak	Oak	
-	-	●	●	
●	●	●	●	
●	●	●	●	
●	●	●	●	
3	3	-	-	
1	1	1	1	
3	3	9	9	
●	●	-	-	
A+	A+	A+	A+	
220 - 240	220 - 240	220 - 240	220 - 240	
50	50	50	50	
-	-	-	-	
LED	LED	LED	LED	
2	2	2	2	
Fixed-mounted	Fixed-mounted	Fixed-mounted	Fixed-mounted	
Special - Total Flush	Special - Total Flush	Special - Total Flush	Special - Total Flush	
●	●	●	●	
18	18	18	18	
4	4	4	4	
min 10 - max 43	min 10 - max 43	min 10 - max 43	min 10 - max 43	
367	240	367	260	
44	44	44	44	
R600a	R600a	R600a	R600a	
1435	1285	1435	1135	
80	80	80	80	
Through kitchen plinth or under appliance	Through kitchen plinth or under appliance	Through kitchen plinth or under appliance	Through kitchen plinth or under appliance	
● - max 25 - all	● - max 25 - all	● - max 25 - all	● - max 25 - all	
2	2	2	2	
360	275	-	-	
-	280	-	-	
96	85	96	55	
-	-	-	-	
-	-	220/113	147/73	
-	-	81	45	
2050 X 887 X 575	2050 X 737 X 575	2050 X 887 X 575	2050 X 587 X 575	
2230 X 950 X 800	2230 X 750 X 800	2230 X 950 X 800	2230 X 650 X 800	
205	170	215	175	
225	190	235	195	

REFRIGERATORS ◦ TECHNICAL DETAILS

	60 CM SIDE-BY-SIDE BUILT-IN	60 CM SIDE-BY-SIDE FREESTANDING
	KCBPX 18120	KCFPX 18120
AESTHETHICS		
Haute Cuisine Shelve / Bottles Rack - Oak	◦	◦
Cheese Box - Oak	◦	◦
Display style	Touch	Touch
DISTINCTIVE FEATURES		
No frost technology	◦	◦
Dynamic 0° Compartment	◦	◦
Pro Fresh System	◦	◦
MAIN CHARACTERISTICS		
Listeria Indicator	◦	◦
Antibacterial Filter Hygiene	◦	◦
Material of the shelves	Glass	Glass
Door open alarm	◦	◦
Crisper drawers	2	2
Shelves in fridge compartment	3	3
Adjustable Shelves in fridge compartment	3	3
Adjustable Balconies	5	5
Freezing compartment	7	7
Shock freezer	◦	◦
Performance (kg-hours)	2 - 4	2 - 4
ACCESSORIES		
Standard bottle rack	-	-
Bottle shelf	◦	◦
Bottle holder	◦	◦
Egg tray	◦	◦
Humidity control	◦	◦
Ice cube tray	◦	◦
TECHNICAL INFORMATION		
Energy Class Fridge	A++	A++
Energy Class Freezer	A++	A++
Voltage V	220 - 240	220 - 240
Frequency Hz	50	50
Light type	LED	LED
Star rating	4	4
Connection rating W	160	160
Noise level dBA re 1 pW (fridge)	38	38
Noise level dBA re 1 pW (freezer)	41	41
Type of Gas Inside Circuit	R600a	R600a
Refrigerator Net capacity L	363	363
Refrigerator Gross capacity L	366	366
Freezer Net capacity L	252	252
Freezer Gross capacity L	291	291
Total Net capacity L	615	615
Total Gross capacity L	657	657
Product Size HxWxD mm	2027 X 1200 X 605	1936 X 1198 X 641
Product Size HxWxD mm (with sides)	2027 X 1320 X 605	-
Packed Size HxWxD mm	2130 X 1480 X 760	2130 X 1480 X 760
Net Weight kg	180	180
Gross Weight kg	220	220

	177 CM MONODOOR FREEZER	177 CM MONODOOR REFRIGERATOR
	KCBFS 18602 (UK)	KCBNS 18602 (UK)
AESTHETHICS		
Haute Cuisine Shelve / Bottles Rack - Oak	-	◦
Cheese Compartment	-	◦
Display style	-	Touch
DISTINCTIVE FEATURES		
Product Type	Moonodoor freezer	Moonodoor fridge
Dynamic 0° Compartment	-	-
Pro Fresh System	-	ProFresh
Soft Closing Door	◦	◦
MAIN CHARACTERISTICS		
Body Color	White	White
Listeria Indicator	◦	◦
Antibacterial Filter Hygiene	◦	◦
Stop cooling	-	-
Material of the shelves	-	Glass
Crisper insert	-	-
Vacation mode	-	◦
Door Open Alarm (Acoustic not visual)	-	-
Number of shelves in fridge compartment	-	7
Number of Adjustable Shelves in fridge compartment	-	6
Number of crisper drawers	-	2
Number of fridge Adjustable Balconies	-	5
Shock freezer	◦	-
ACCESSORIES		
Bottle balcony	-	◦
Bottle holder	-	◦
Bottle separator	-	◦
Eggs tray	-	◦
TECHNICAL INFORMATION		
Energy class	A++	A+++
Voltage V	220 - 240	220 - 240
Frequency Hz	50	50
Light type	LED	4 LED
Door installation system	Fixed-mounted	Fixed-mounted
Reversible Hinges	-	◦
Temperature rise time h (freezer)	-	0
Star Rating	4	Automatic
Maximum ambient temperature °C	-	43
Minimum ambient temperature °C	-	10
Connection rating W	-	80
Noise level dBA re 1 pW	38	37
Type of Gas Inside Circuit	R600a	R600a
Refrigerator Net capacity L	-	310
Refrigerator Gross capacity L	-	311
Freezer Net capacity L	203	-
Freezer Gross capacity L	241	-
Adjustable feet	-	-
Plug Type	UK	UK
Packed Size HxWxD mm	1840 X 596 X 608	1840 X 596 X 608
Product Size HxWxD mm	1771 X 557 X 545	1771 X 557 X 545
Net Weight kg	57	68
Gross Weight kg	59	70

REFRIGERATORS • TECHNICAL DETAILS

	177 CM MONODOOR FREEZER KCBFS 18602 (UK)	177 CM MONODOOR REFRIGERATOR KCBNS 18602 (UK)
AESTHETICS		
Haute Cuisine Shelve / Bottles Rack - Oak	-	○
Cheese Compartment	-	○
Display style	-	Touch
DISTINCTIVE FEATURES		
Product Type	Monodoor freezer	Monodoor fridge
Dynamic 0° Compartment	-	-
Pro Fresh / Freeze system	ProFreeze	ProFresh
Soft Closing Door	○	○
MAIN CHARACTERISTICS		
Body Color	White	White
Listeria Indicator	○	○
Antibacterial Filter Hygiene	-	○
Stop cooling	-	-
Material of the shelves	-	Glass
Crisper insert	-	-
Vacation mode	-	○
Door Open Alarm (Acoustic not visual)	-	-
Number of shelves in fridge compartment	-	7
Number of Adjustable Shelves in fridge compartment	-	6
Number of crisper drawers	-	2
Number of Fridge Adjustable Balconies	-	5
Shock freezer	○	-
ACCESSORIES		
Bottle balcony	-	○
Bottle holder	-	○
Bottle separator	-	○
Eggs tray	-	○
TECHNICAL INFORMATION		
Energy Class	A++	A+++
Voltage V	220 - 240	220 - 240
Frequency Hz	50	50
Light type	LED	4 LED
Door installation system	Fixed-mounted	Fixed-mounted
Reversible Hinges	○	○
Temperature rise time h (freezer)	23	0
Star Rating	4	Automatic
Maximum ambient temperature °C	43	43
Minimum ambient temperature °C	10	10
Plug	UK	UK
Connection rating W	130	80
Noise level dBA re 1 pW	38	37
Type of Gas Inside Circuit	R600a	R600a
Refrigerator Net capacity L	-	318
Refrigerator Gross capacity L	-	319
Freezer Net capacity L	203	-
Freezer Gross capacity L	241	-
Adjustable feet	-	-
Packed Size HxWxD mm	1840 X 596 X 608	1840 X 596 X 608
Product Size HxWxD mm	1771 X 557 X 545	1771 X 557 X 545
Net Weight kg	58	68
Gross Weight kg	60	70

	139 CM MONODOOR REFRIGERATOR KCBNS 14600 (UK)	122 CM MONODOOR REFRIGERATOR KCBNS 12600 (UK)	122 CM MONODOOR REFRIGERATOR KCBNR 12600 (UK)
AESTHETICS			
Haute Cuisine Shelve / Bottles Rack - Oak	-	-	-
Cheese Compartment	○	○	-
Display style	Touch	Touch	Buttons
DISTINCTIVE FEATURES			
Product Type	Monodoor fridge	Monodoor fridge	Monodoor fridge
Dynamic 0° Compartment	-	-	-
Pro Fresh / Freeze system	ProFresh	-	ProFresh
Soft Closing Door	○	○	-
MAIN CHARACTERISTICS			
Body Color	White	White	White
Listeria Indicator	○	○	○
Antibacterial Filter Hygiene	○	-	-
Stop cooling	○	-	○
Material of the shelves	Glass	Glass	Glass
Crisper insert	○	○	○
Vacation mode	○	○	-
Door Open Alarm (Acoustic not visual)	-	-	-
Number of shelves in fridge compartment	6	5	5
Number of Adjustable Shelves in fridge compartment	4	4	4
Number of crisper drawers	2	1	1
Number of Fridge Adjustable Balconies	3	4	4
Shock freezer	-	-	-
ACCESSORIES			
Bottle balcony	○	○	○
Bottle holder	○	○	○
Bottle separator	○	○	○
Eggs tray	○	○	○
TECHNICAL INFORMATION			
Energy Class	A++	A++	A++
Voltage V	220 - 240	220 - 240	220 - 240
Frequency Hz	50	50	50
Light type	LED	LED	LED
Door installation system	Fixed-mounted	Fixed-mounted	Slided-mounted
Reversible Hinges	○	○	○
Temperature rise time h (freezer)	0	0	0
Star Rating	Automatic	Automatic	Automatic
Maximum ambient temperature °C	43	43	43
Minimum ambient temperature °C	10	10	10
Plug	UK	UK	UK
Connection rating W	120	75	75
Noise level dBA re 1 pW	35	35	35
Type of Gas Inside Circuit	R600a	R600a	R600a
Refrigerator Net capacity L	240	210	209
Refrigerator Gross capacity L	241	211	210
Freezer Net capacity L	-	-	-
Freezer Gross capacity L	-	-	-
Adjustable feet	-	-	-
Packed Size HxWxD mm	1468 X 596 X 608	1293 X 596 X 608	1293 X 596 X 608
Product Size HxWxD mm	1395 X 557 X 545	1220 X 557 X 545	1220 X 540 X 545
Net Weight kg	45	40	38
Gross Weight kg	46	41	39

REFRIGERATORS ◦ TECHNICAL DETAILS

	193 CM FRIDGE-FREEZER KCBCS 20600 (UK)	193 CM FRIDGE-FREEZER KCBCR 20600 (UK)	177 CM FRIDGE-FREEZER KCBCS 18600 (UK)
AESTHETHICS			
Haute Cuisine Shelve / Bottles Rack - Oak	◦	◦	◦
Cheese Box - Oak	◦	◦	◦
Display style	Touch	Touch	Touch
DISTINCTIVE FEATURES			
Product Type	Built-in Bottom Freezer	Built-in Bottom Freezer	Built-in Bottom Freezer
Frost Free System	No Frost	No Frost	No Frost
Dynamic 0° Compartment	-	-	◦
Pro Fresh System	◦	◦	◦
Soft Closing Door	◦	-	◦
MAIN CHARACTERISTICS			
Body Color	White	White	White
Listeria Indicator	◦	◦	◦
Antibacterial Filter Hygiene	◦	◦	◦
Material of the shelves	Glass	Glass	Glass
Door open alarm	◦	◦	◦
Crisper drawers	1	1	1
Shelves in fridge compartment	5	5	4
Adjustable Shelves in fridge compartment	4	4	3
Adjustable Balconies	4	4	4
Freezing drawers	3	3	3
ACCESSORIES			
Standard bottle rack	-	-	-
Bottle balcony	◦	◦	◦
Bottle holder	◦	◦	◦
Bottle separator	◦	◦	◦
Egg tray	◦	◦	◦
Humidity control	◦	◦	◦
Ice cube tray	◦	◦	◦
TECHNICAL INFORMATION			
Energy Class	A+	A+	A+
Voltage V	220 - 240	220 - 240	220 - 240
Frequency Hz	50	50	50
Light type	LED	LED	LED
Plug	UK	UK	UK
Door installation system	Fixed-mounted	Slide-mounted	Fixed-mounted
Reversible Hinges	◦	◦	◦
Star Rating	4	4	4
Connection rating W	160	160	160
Noise level dBA re 1 pW	38	38	38
Type of Gas Inside Circuit	R600a	R600a	R600a
Refrigerator Net capacity L	237	237	195
Refrigerator Gross capacity L	238	238	204
Freezer Net capacity L	63	63	63
Freezer Gross capacity L	78	78	78
Total Net capacity L	300	300	258
Total Gross capacity L	316	316	282
Product Size HxWxD mm	1935 X 540 X 550	1935 X 540 X 550	1770 X 540 X 545
Packed Size HxWxD mm	2000 X 580 X 608	2000 X 580 X 608	1840 X 580 X 608
Net Weight kg	58	58	59,2
Gross Weight kg	62	62	62

	177 CM FRIDGE-FREEZER KCBCR 18600 (UK)	177 CM FRIDGE-FREEZER KCBDs 18600 (UK)
AESTHETHICS		
Haute Cuisine Shelve / Bottles Rack - Oak	◦	◦
Cheese Box - Oak	◦	◦
Display style	Touch	Touch
DISTINCTIVE FEATURES		
Product Type	Built-in Bottom Freezer	Built-in Bottom Freezer
Frost Free System	No Frost	No - Stop Frost
Dynamic 0° Compartment	◦	-
Pro Fresh System	◦	◦
Soft Closing Door	-	◦
MAIN CHARACTERISTICS		
Body Color	White	White
Listeria Indicator	◦	◦
Antibacterial Filter Hygiene	◦	◦
Material of the shelves	Glass	Glass
Door open alarm	◦	◦
Crisper drawers	0	1
Shelves in fridge compartment	4	4
Adjustable Shelves in fridge compartment	3	3
Adjustable Balconies	4	3
Freezing drawers	3	3
ACCESSORIES		
Standard bottle rack	-	-
Bottle balcony	◦	◦
Bottle holder	◦	◦
Bottle separator	◦	◦
Egg tray	◦	◦
Humidity control	◦	◦
Ice cube tray	◦	◦
TECHNICAL INFORMATION		
Energy Class	A+	A++
Voltage V	220 - 240	220 - 240
Frequency Hz	50	50
Light type	LED	LED
Plug	UK	UK
Door installation system	Slide-mounted	Fixed-mounted
Reversible Hinges	◦	◦
Star Rating	4	4
Connection rating W	160	140
Noise level dBA re 1 pW	38	35
Type of Gas Inside Circuit	R600a	R600a
Refrigerator Net capacity	195	189
Refrigerator Gross capacity l	204	197
Freezer Net capacity l	63	80
Freezer Gross capacity l	78	80
Total Net capacity l	258	269
Total Gross capacity l	282	277
Product Size HxWxD cm	1770 X 570 X 580	1770 X 557 X 545
Packed Size HxWxD cm	1840 X 580 X 608	1840 X 596 X 608
Net Weight kg	59,2	55,5
Gross Weight kg	62	57,2


REFRIGERATORS ◦ TECHNICAL DETAILS

	177 CM FRIDGE-FREEZER KCBDR 18602 (UK)	177 CM FRIDGE-FREEZER KCBDR 18600 (UK)
AESTHETHICS		
Haute Cuisine Shelve / Bottles Rack - Oak	◦	-
Cheese Box - Oak	◦	-
Display style	Touch	Touch
DISTINCTIVE FEATURES		
Product Type	Built-in Bottom Freezer	Built-in Bottom Freezer
Frost Free System	No - Stop Frost	-
Dynamic 0° Compartment	◦	-
Pro Fresh System	◦	◦
Soft Closing Door	-	-
MAIN CHARACTERISTICS		
Body Color	White	White
Listeria Indicator	◦	◦
Antibacterial Filter Hygiene	◦	◦
Material of the shelves	Glass	Glass
Door open alarm	◦	◦
Crisper drawers	1	1
Shelves in fridge compartment	4	5
Adjustable Shelves in fridge compartment	3	4
Adjustable Balconies	3	3
Freezing drawers	3	3
ACCESSORIES		
Standard bottle rack	-	-
Bottle balcony	◦	◦
Bottle holder	◦	◦
Bottle separator	◦	◦
Egg tray	◦	◦
Humidity control	◦	◦
Ice cube tray	◦	◦
TECHNICAL INFORMATION		
Energy Class	A++	A+
Voltage V	220 - 240	220 - 240
Frequency Hz	50	50
Light type	LED	LED
Plug	UK	UK
Door installation system	Slide-mounted	Slide-mounted
Reversible Hinges	-	-
Star Rating	4	4
Connection rating W	140	140
Noise level dBA re 1 pW	35	35
Type of Gas Inside Circuit	R600a	R600a
Refrigerator Net capacity	189	195
Refrigerator Gross capacity l	197	197
Freezer Net capacity l	80	80
Freezer Gross capacity l	80	80
Total Net capacity l	269	275
Total Gross capacity l	277	277
Product Size HxWxD cm	1770 X 540 X 545	1770 X 540 X 545
Packed Size HxWxD cm	1840 X 580 X 608	1840 X 580 X 608
Net Weight kg	50,6	50,6
Gross Weight kg	52,2	52,2

	70 CM BUILT-IN WINE CELLAR KCBWX 70600R KCBWX 70600L	45 CM BUILT-IN WINE CELLAR KCBWX 45600
AESTHETHICS		
Colour & Finishing	KitchenAid Steel	Inox
Type of control	Electronic	Display digit
MAIN CHARACTERISTICS		
Number of temperature zones	2	1
Material of the shelves	Oak	Wooden
Wine Cellar Capacity	36 Bottles	24 Bottles
Humidity Control	◦ - Automatic	◦ - Automatic
Number of shelves	5	3
Temperature Range °C	6° to 18°	4° to 18°
Door Material	UV Rays Protection Glass	UV Rays Protection Glass
TECHNICAL INFORMATION		
Energy class	A	A
Light type	LED	LED
Door installation system	Fixed-mounted	Fixed-mounted
Connection rating W	65	75
Voltage V	220 - 240	220 - 240
Frequency Hz	50	50
Noise level dBA re 1 pW	42	45
Type of Gas Inside Circuit	R600a	R600a
Adjustable feet	-	-
Cellar Gross capacity L	101	66
Cellar Net capacity L	83	64
Product Size HxWxD mm	687 X 560 X 555	448 X 560 X 555
Packed Size HxWxD mm	785 X 679 X 715	590 X 718 X 680
Niche Size HxWxD mm	687 X 560 X 555	450 X 560 X 560
Net Weight kg	39,5	30.5
Gross Weight Kg	44	30.5
Weight of Cardboard Packaging	4,5	-

DISHWASHERS

If you don't follow your dream, who will?
Emeril Lagasse



Mystery creates wonder and wonder
is the basis of man's desire to understand.

Neil Armstrong

Dishwashers

Renew the desire to reach excellence

How much power is there behind a blank sheet of paper, a newly stretched canvas, a music staff awaiting the first notes? A raging sea of possibilities for anyone fearless enough to try. Having eyes to see this hidden power is the artist's secret gift. A pearl-coloured platter ready for your creation or a clean saucepan waiting for your creativity to heat up conceal the very same power.

A KitchenAid dishwasher is not only made for 'doing the dirty work' after a perfect dinner. Above all, it is designed to renew again and again the thing that nourishes true passions: inspiration. Because seeing yourself reflected in your own inspiration is the only way to reach excellence.

DISHWASHERS



60 CM FULLY-INTEGRATED DISHWASHER (UK)

- + Dynamic Clean Option
 - + Sensor Technology
 - + 13 Place Settings
- KDSCM 82130 (UK)
page 216



60 CM XXLENCE DISHWASHER (UK)

- + XXLENCE Large Capacity
 - + 17 Place Settings
 - + Cutlery Basket
- KDFX 7017 (UK)
page 215



60 CM FULLY-INTEGRATED DISHWASHER (UK)

- + Dynamic Clean Option
 - + Sensor Technology
 - + 14 Place Settings
- KDSCM 82140 (UK)
page 216



60 CM FULLY-INTEGRATED DISHWASHER (UK)

- + Dynamic Clean + Dry Option
 - + Sensor Technology
 - + 13 Place Settings
- KDSDM 82130 (UK)
page 215

FIT EVERY
FORM OF
CREATIVITY

DISHWASHERS

Outstanding
Features



Renewing inspiration has never been so simple.

Dynamic Clean

With high-pressure jets this technology delivers professional results, removing even the most stubborn dirt. The rear jets allow you to position pots and pans vertically, leaving more space for your dishes with uncompromising performances.

Dynamic Dry

The Dynamic Dry option joins forces with the Active Drying System to guarantee perfect drying results and shorten the cycle by up to 35 minutes so you use up to 30% less energy. This means shining clean glasses for your best drop of wine.

Glassware Holder

A must-have accessory, the glassware holder, according to the configuration (from one to three accessories), ensures that up to eighteen stemmed glasses come out gleaming.

Boost

The booster option shortens wash cycles by 50% but still ensures professional performances. Just in case you need your cooking tools to be cleaned quickly before you start with the next recipes.

Four Spray Arm

KitchenAid dishwashers are equipped with elegant stainless steel four spray arm to clean even the most stubborn dirt for a spotless finish.

Low Plinth

With easy, ultra-dynamic installation, this type of dishwasher is ideal for today's modern kitchen. Featuring a low plinth height (up to 2.5 cm), it is in step with the latest interior design trends.

DISHWASHERS

60 CM XXLENCE DISHWASHER (UK)



KDFX 7017 (UK) | £ 2,000.00

17 place settings

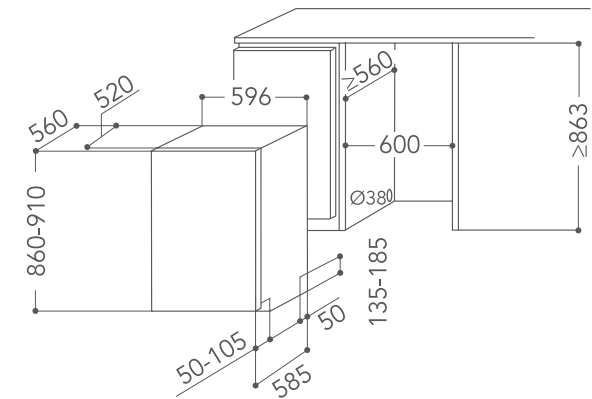
44 dBA

Delay start option
Multi tab option

12 washing programs

Internal light

A energy rating



Technical Specifications page 224

OPTIONAL KIT KADDX 70170 | £ 530.00

60 CM FULLY-INTEGRATED DISHWASHER (UK)



KDSDM 82130 (UK) | £ 1,250.00

13 place settings

44 dBA

Third rack

Dynamic dry option
Dynamic clean option
Booster option
Delay start option
Multi tab option

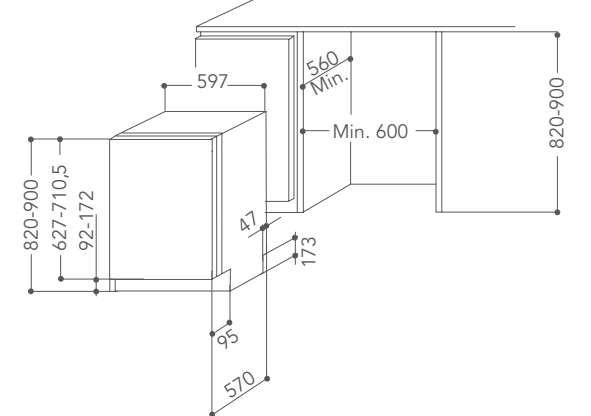
Streamlined double-arm spray

3 glassware holders

9 washing programs

Light on floor

A+++ energy rating



Technical Specifications page 224

OPTIONAL KIT KADDX 00000 | £ 700.00

DISHWASHERS

60 CM FULLY-INTEGRATED DISHWASHER (UK)



KDSCM 82140 (UK) | £ 950.00

14 place settings
Super silent: 42 dBA
Third rack
Dynamic Clean option Booster option Delay start option Multi tab option
Streamlined double-arm spray
1 glassware holder
8 washing programs
Lights on the floor
A++ energy rating

60 CM FULLY-INTEGRATED DISHWASHER (UK)



KDSCM 82130 (UK) | £ 800.00

13 place settings
Super silent: 42 dBA
Dynamic Clean option Booster option Delay start option Multi tab option
Streamlined double-arm spray
7 washing programs
Lights on the floor
A++ energy rating

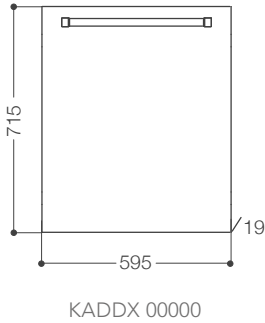
60 CM EASY TO CLEAN INOX PANEL



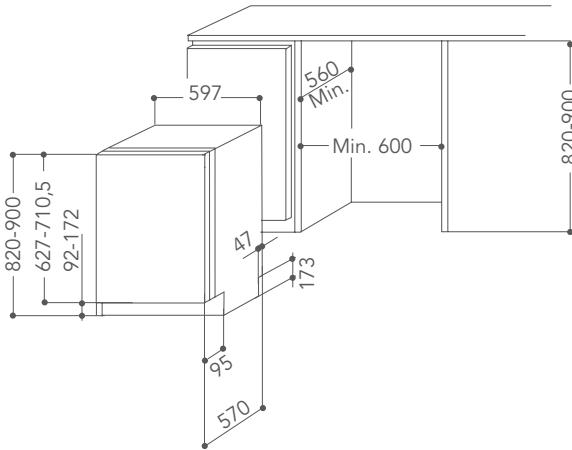
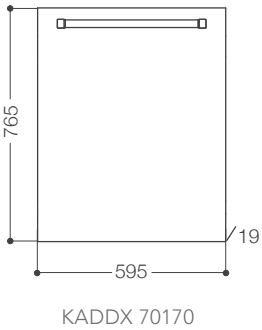
KADDX 00000 | £ 700.00
KADDX 70170 | £ 530.00

OPTIONAL KIT FOR:
60 CM FULLY-INTEGRATED DISHWASHER

KDSDM 82130
KDSCM 82140
KDSCM 82130



OPTIONAL KIT FOR:
KDFX 7017
60 CM XXLENCE DISHWASHER



Technical Specifications page 225

OPTIONAL KIT KADDX 00000 | £ 700.00

Technical Specifications page 225

OPTIONAL KIT KADDX 00000 | £ 700.00

NEW DISHWASHERS RANGE



60 CM FULLY INTEGRATED DISHWASHER (UK)

- + Dynamic Clean Option
- + 2 Racks
- + 8 Cycles

KDSCM 82141 (UK)
page 223



60 CM LOW PLINTH FULLY INTEGRATED DISHWASHER (UK)

- + Low Plinth
- + Dynamic Dry + Clean Pro Option
- + 11 Cycles

KDSDM 82143 (UK)
page 222

CHOOSE
YOUR
FORM
OF ART



60 CM FULLY INTEGRATED DISHWASHER (UK)

- + Super silent: 41 dBA
- + Dynamic Clean Option
- + 8 Cycles

KDSCM 82142 (UK)
page 223



60 CM LOW PLINTH FULLY INTEGRATED DISHWASHER (UK)

- + Low Plinth
- + Dynamic Dry + Clean Pro Option
- + 9 Cycles

KDSDM 82142 (UK)
page 222

NEW DISHWASHERS RANGE

Outstanding Features

The more powerful our inspiration, the more powerful the equipment we need to bring it to life. To serve this kind of inspiration we created powerful new dishwashers with enhanced features that will be ready to give you the perfect canvas where your ideas will become reality.

● *Dynamic clean pro*

An additional sprayer with re-designed jets guarantees improved coverage of the cleaning area, together with supreme cleaning efficiency thanks to the dynamic sensor.

● *Dynamic clean zone*

Since nobody knows how big your inspiration is, this feature offers 30% extra loading space and extra comfort for washing large items thanks to its improved stability system. It also features flexibility for lots of loading options.

● *Dynamic Dry*

Professional drying even on plastic items; effective and fast drying thanks to heat generated within the cavity; humidity is collected in a closed loop and drained away.

● *Professional cycle*


In less than 2.28h you can achieve outstanding cleanness.

● *Super boost option*

The booster option shortens wash cycles up to 67% but still ensures professional performance. Just in case you need your cooking tools cleaned quickly before you start with the next recipe.

● *Low Plinth*

With easy, ultra-dynamic installation, this type of dishwasher is ideal for today's modern kitchen. Featuring a low plinth height (as low as 2 cm), it is in step with the latest interior design trends.



NEW DISHWASHERS RANGE

60 CM LOW PLINTH FULLY INTEGRATED DISHWASHER (UK)



KDSDM 82143 (UK) | £ 1,399.00
Available from second semester of 2017

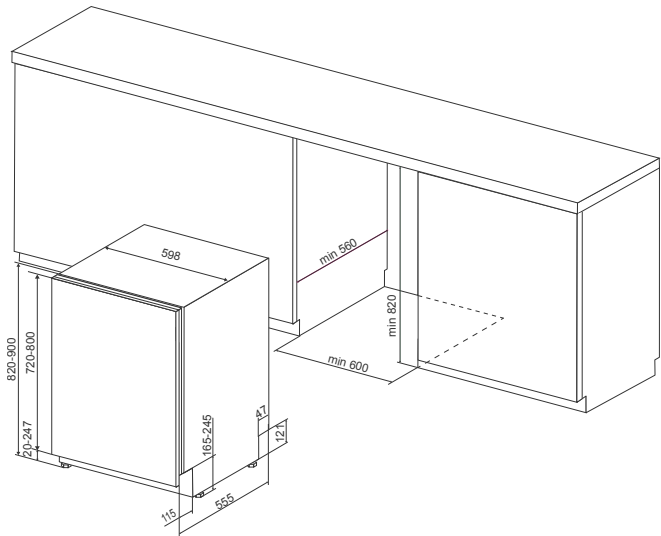
14 place settings
43 dBA
Third rack
Dynamic Dry option Dynamic Clean Pro option Super Boost option Delay option Tablet option
Glassware holder embedded on rack
LCD display
11 washing programs
Light on floor
Low plinth (20 mm) hinges
A+++ -10% AA energy rating

60 CM LOW PLINTH FULLY INTEGRATED DISHWASHER (UK)



KDSDM 82142 (UK) | £ 1,199.00
Available from second semester of 2017

14 place settings
43 dBA
Third rack
Dynamic Dry option Dynamic Clean Pro option Super Boost option Delay option Tablet option
Glassware holder embedded on rack
LCD display
9 washing programs
Light on floor
Low plinth (20 mm) hinges
A+++ -10% AA energy rating



Technical Specifications page 226

60 CM FULLY INTEGRATED DISHWASHER (UK)



KDSCM 82142 (UK) | £ 899.00
Available from second semester of 2017

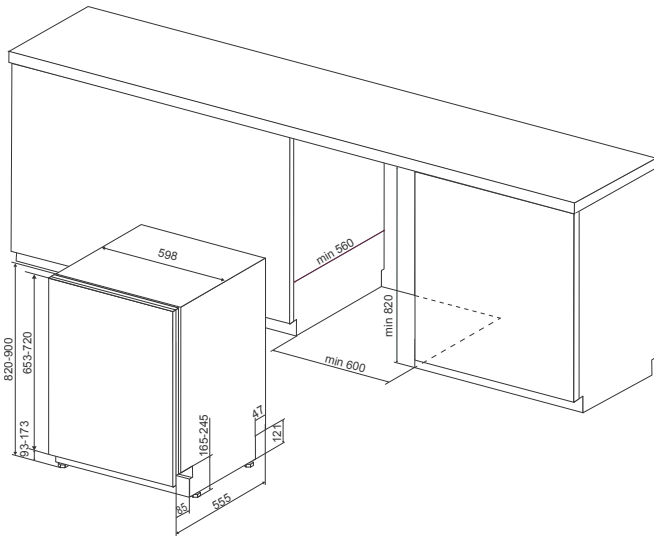
14 place settings
Super silent: 41 dBA
Dynamic Clean Pro option Boost option Delay option Tablet option
Digital Touch user interface
8 washing programs
Light on floor
A++ AA energy rating

60 CM FULLY INTEGRATED DISHWASHER (UK)



KDSCM 82141 (UK) | £ 799.00
Available from second semester of 2017

14 place settings
44 dBA
Dynamic Clean Pro option Boost option Delay option Tablet option
Glassware holder embedded on rack
Digital + buttons user interface
8 washing programs
Light on floor
A++ AA energy rating



Technical Specifications page 227

Technical Specifications page 227

DISHWASHERS • TECHNICAL DETAILS

	60 CM XXLENCE DISHWASHER KDFX 7017 (UK)	60 CM FULLY-INTEGRATED DISHWASHER KDSDM 82130 (UK)
DISTINCTIVE FEATURES		
Glassware accessories	-	○ - 3
4 Blades spray arm	-	○
AESTHETHICS		
Colour & Finishing	KitchenAid Steel - Optional Kit	KitchenAid Steel - Optional Kit
Type of Display	Buttons	Touch
PROFESSIONAL FUNCTIONS		
Boost option	-	○
Professional Cycle (Super Intensive)	-	○
Dynamic Clean	-	○
Dynamic Dry	-	○
STANDARD FUNCTIONS		
Daily 60	○	-
Eco 50	○	○
Fast 45	○	○
Glass 40	-	○
Pre Wash cold	-	○
Professional 70	-	○
Silent 50	-	○
Hygiene 70	-	○
Dynamic Sensor 40 - 70	-	○
Sensor Outsource	○	-
ADDITIONAL CHARACTERISTICS		
Light on floor	○	○
Start delay time max h	24	24
Digital countdown indicator	○	○
Salt indicator	Electric	Electric
Salt light indicator	○	○
Rinse aid indicator	Electric	Electric
Rinse aid light indicator	○	○
Sani rinse option	○	-
Start delay options	Continuous	Continuous
Drying system	Active option	Active
Dynamic sensors	Sensor	○
Zone washing option	Halfload	Multizone
Single basket washing	Lower or upper	Lower or upper
ACCESSORIES		
Third rack	-	○
Cutlery basket	○	○
Lower basket	-	6 foldable areas
Upper basker	-	4 foldable areas, 2 metal flaps
TECHNICAL INFORMATION		
Energy Class	A	A+++
Voltage V / Frequency Hz	220 - 230 / 50	220 - 230 / 50
Plug	UK	UK
Number of place settings	17	13
Number of programmes	12	9
Water consumption L	9,9	10
Noise level dBA re 1 pW	44	44
Water protection system description	Aquasafe	Mechanical waterstop + floater
Maximum temperature for water intake °C	70	60
Adjustable feet	○ - all	○ - all from front
Tablet option	○	○
Column installation	-	○
Plinth	Variable fulchrum	Big
Packed Size HxWxD mm	930 X 630 X 670	840 X 640 X 660
Product Size HxWxD mm	860 X 596 X 550	820 X 597 X 555
Max Niche Size HxWxD mm	860 X 600 X 570	900 X 600 X 560
Min Niche Size HxWxD mm	860 X 598 X 570	900 X 600 X 560
Maximum adjustability feet mm	50	80
Gross Weight / Net Weight kg	56 / 53	42.2 / 41

	60 CM FULLY-INTEGRATED DISHWASHER KDSCM 82140 (UK)	60 CM FULLY-INTEGRATED DISHWASHER KDSCM 82130 (UK)
DISTINCTIVE FEATURES		
Glassware accessories	○ - 1	-
4 Blades spray arm	○	○
AESTHETHICS		
Colour & Finishing	KitchenAid Steel - Optional Kit	KitchenAid Steel - Optional Kit
Type of Display	Touch	Buttons
PROFESSIONAL FUNCTIONS		
Boost option	○	○
Professional Cycle (Super Intensive)	○	○
Dynamic Clean	○	○
Dynamic Dry	-	-
STANDARD FUNCTIONS		
Daily 60	○	○
Eco 50	○	○
Fast 45	○	○
Glass 40	○	○
Pre Wash cold	○	○
Professional 70	○	○
Silent 50	-	-
Hygiene 70	○	-
Dynamic Sensor 40 - 70	○	○
Sensor Outsource	-	-
ADDITIONAL CHARACTERISTICS		
Light on floor	○	○
Start delay time max h	24	24
Digital countdown indicator	○	○
Salt indicator	Electric	Electric
Salt light indicator	○	○
Rinse aid indicator	Electric	Electric
Rinse aid light indicator	○	○
Sani rinse option	○	○
Start delay options	Continuous	Continuous
Drying system	Static	Static
Dynamic sensors	○	○
Zone washing option	Multizone	Multizone
Single basket washing	Lower or upper	Lower or upper
ACCESSORIES		
Third rack	○	-
Cutlery basket	○	○
Lower basket	6 foldable areas	2 foldable areas
Upper basker	4 foldable areas, 2 metal flaps	2 foldable areas, 2 metal flaps
TECHNICAL INFORMATION		
Energy Class	A++	A++
Voltage V / Frequency Hz	220 - 230 / 50	220 - 230 / 50
Plug	UK	UK
Number of place settings	14	13
Number of programmes	8	7
Water consumption L	9	9
Noise level dBA re 1 pW	42	42
Water protection system description	Mechanical waterstop + floater	Mechanical waterstop + floater
Maximum temperature for water intake °C	60	60
Adjustable feet	○ - all from front	○ - all from front
Tablet option	○	○
Column installation	○	○
Plinth	Big	Big
Packed Size HxWxD mm	840 X 640 X 660	840 X 640 X 660
Product Size HxWxD mm	820 X 597 X 555	820 X 597 X 555
Max Niche Size HxWxD mm	900 X 600 X 560	900 X 600 X 560
Min Niche Size HxWxD mm	900 X 600 X 560	900 X 600 X 560
Maximum adjustability feet mm	80	80
Gross Weight / Net Weight kg	42.2 / 41	42.2 / 41

NEW DISHWASHERS RANGE • TECHNICAL DETAILS

	60 CM LOW PLINTH FULLY INTEGRATED DISHWASHER KDSDM 82143 (UK)	60 CM LOW PLINTH FULLY INTEGRATED DISHWASHER KDSDM 82142 (UK)
AESTHETHICS		
Model	Fully Integrated	Fully Integrated
Color and Finishing	Glass	Glass
Type of display	LCD	LCD
SPECIAL OPTIONS		
Super Boost option	● (up to 67%)	● (up to 67%)
Tablet	●	●
Delay (24h)	●	●
MultiZone	●	●
Dynamic Clean Pro	●	●
Extra Rinse	●	-
SPECIAL FUNCTIONS		
Dynamic Sensor	●	●
Internal Lighting	4 led	2 led
Cleaning special feature	Dynamic Clean Pro	Dynamic Clean Pro
Hinges	Low plinth hinges (20mm)	Low plinth hinges (20mm)
End cycle light	●	●
Glassware accessory	embedded on Rack	embedded on Rack
Glassware standalone ACC	as optional	as optional
CYCLES		
Normal 60°	●	●
Eco 50	●	●
Fast 30 min	●	●
Glass 45° / Delicate	●	●
Pre wash cold	●	●
Silent (-1db vs ECO)	●	-
Dynamic Hygiene	●	-
Dynamic Sensor 40-70	●	●
Professional (120 min TBC)	●	●
Self Clean Cycle	●	●
1h wash and dry	●	●
TECHNICAL INFORMATION		
Dry System	Dynamic Dry (Powerdry)	Dynamic Dry (Powerdry)
Energy	A+++ -10%AA	A+++ AA
Noise level dBA	43	43
Voltage (V) / Freq (Hz)	220 - 240 / 50	220 - 240 / 50
Plug	UK	UK
BASKET CONFIGURATIONS		
Place Settings	3 racks	3 racks
Top Rack (TLR)	14	14
Rails		
Rails	●	●
Adjusters	●	●
Handle	Plain metal logo insert	Plain metal logo insert
Rack Material		
Rack Material	Plastic	Plastic
Mid-Level Rack		
Rails	●	●
Adjusters	Lift up foldable tines	Lift up foldable tines
Handle	KA metal logo insert	KA metal logo insert
Cup Shelf	●	●
Sprayer	●	●
Lower Rack		
Handle	KA metal logo insert	KA metal logo insert
Fold Down Tines	8 foldable	8 foldable
Cutlery basket	●	●
Rack Material	Plastic	Plastic
Sprayer	Covered in Stainless steel	Covered in Stainless steel
Guides	Wheels	Wheels
Product Size HxWxD mm	820 X 598 X 555	820 X 598 X 555
Max Niche Size HxWxD mm	820 X 600 X 560	820 X 600 X 560

	60 CM FULLY INTEGRATED DISHWASHER KDSCM 82142 (UK)	60 CM FULLY INTEGRATED DISHWASHER KDSCM 82141 (UK)
AESTHETHICS		
Model	Fully Integrated	Fully Integrated
Color and Finishing	Black Stainless Steel	Stainless Steel
Type of display	Digit touch	Digit + buttons
SPECIAL OPTIONS		
Boost option	● (up to 50%)	● (up to 50%)
Tablet	●	●
Delay (24h)	●	●
MultiZone	●	●
Dynamic Clean Pro	●	●
Extra Rinse	-	-
SPECIAL FUNCTIONS		
Dynamic Sensor	●	●
Internal Lighting	-	-
Cleaning special feature	Dynamic Clean Pro	Dynamic Clean Pro
Hinges	Standard hinge	Standard hinge
End cycle light	●	●
Glassware accessory	embedded on Rack	embedded on Rack
Glassware standalone ACC	as optional	as optional
CYCLES		
Normal 60°	●	●
Eco 50	●	●
Fast 30 min	●	●
Glass 45° / Delicate	●	●
Pre wash cold	●	●
Silent (-1db vs ECO)	-	-
Dynamic Hygiene	●	●
Dynamic Sensor 40-70	●	●
Professional (120 min TBC)	●	●
Self Clean Cycle	-	-
1h wash and dry	-	-
TECHNICAL INFORMATION		
Dry System	Static Dry	Static Dry
Energy	A++ AA	A++ AA
Noise level dBA	41	44
Voltage (V) / Freq (Hz)	220 - 240 / 50	220 - 240 / 50
Plug	UK	UK
BASKET CONFIGURATIONS		
Place Settings	2 racks	2 racks
Top Rack (TLR)	14	14
Rails		
Rails	-	-
Adjusters	-	-
Handle	-	-
Rack Material		
Rack Material	-	-
Mid-Level Rack		
Rails	●	●
Adjusters	Lift up foldable tines	Lift up foldable tines
Handle	KA metal logo insert	KA metal logo insert
Cup Shelf	●	●
Sprayer	●	●
Lower Rack		
Handle	KA metal logo insert	KA metal logo insert
Fold Down Tines	8 foldable	8 foldable
Cutlery basket	●	●
Rack Material	Plastic	Plastic
Sprayer	Covered in Stainless steel	Covered in Stainless steel
Guides	Wheels	Wheels
Product Size HxWxD mm	820 X 598 X 555	820 X 598 X 555
Max Niche Size HxWxD mm	820 X 600 X 560	820 X 600 X 560

Great things are done by a series
of small things brought together.

Vincent Van Gogh

Small appliances

A creative endeavour, in every way

“Think Small”. The most creative advertising slogan of the 1960s. Challenging the conventional exhortation to “think big”, advertising guru Bill Bernbach gave voice to the secret yearning of America. The impact was revolutionary. Today, these two small words continue to inspire creative professionals all over the world.

KitchenAid’s worktop appliances wouldn’t be what they are today if they hadn’t found inspiration in this very drive for creativity and innovation. They are designed thinking small, but with all the power they need to meet your most demanding expectations. Challenging conventional design forms to achieve the iconic status we know you are looking for; celebrating, enthusiastically, every facet of your passion for cooking.

SMALL APPLIANCES

Outstanding Features



Simplicity, control and precision come together in the iconic design of KitchenAid.

◉ Glass Tea Kettle

The new KitchenAid Glass Tea Kettle is ideal for brewing your perfect cup of tea, with streamlined glass and stainless steel design. The Glass Tea Kettle simplifies the process of making tea with five preset temperatures and fast all-in-one brewing.

◉ Magnetic Drive Blender

Experience the revolutionary Magnetic Drive Blender, combining groundbreaking innovation, high power and low effort in a unique design.

Our Artisan 'Magnetic Drive' Blender is driven by magnetised turbo power to handle even the most challenging foods, from ice to hard fruits and vegetables. It is this that ensures that tough ingredients are finely ground, and fruits and vegetables are whipped into a smooth consistency.

◉ Artisan Cook Processor

The KitchenAid Artisan Cook Processor is the appliance you've always dreamed of, the one that puts a delicious meal on the table while you put your feet up. It does exactly what it says it does. It handles ingredients like a regular processor, and will chop, knead, mince, emulsify, whip and purée. Then it cooks them the way you would – boil, fry, stew or steam. Beginner cooks will find themselves tackling increasingly adventurous meals. Home-made pastries and bread are a breeze: all that kneading is handled by the machine's special dough blade, in record time.



SMALL APPLIANCES • BAKING

ARTISAN

6.9 L BOWL-LIFT STAND MIXER

5KSM7580XBCA

1.3 HP - Candy Apple | £ 799.00



- ◉ Smooth rounded bowl-lift professional design
- ◉ Full metal body construction, high precision metal gears and metal control knobs
- ◉ 6.9 L stainless steel bowl
- ◉ 1.3 HP high efficiency motor with direct drive
- ◉ All stainless steel standard accessories
- ◉ Original planetary action
- ◉ Single attachment hub

5KSM7580XBER

1.3 HP - Empire Red | £ 779.00



5KSM7580BFP

1.3 HP Frosted Pearl | £ 779.00



5KSM7580XBMS

1.3 HP Medallion Silver | £ 779.00



5KSM7580XBOB

1.3 HP - Onyx Black | £ 779.00



ARTISAN
4.8 L TILT-HEAD STAND MIXER

5KSM175PSBCA
Candy Apple | £ 549.00



- Iconic, timeless, elegant and smooth, rounded tilt-head design
- Available in a large number of premium attractive colours
- Single multipurpose attachment hub
- Excellent performance – direct drive
- 4.8 L stainless steel bowl
- Full metal construction
- Original planetary action

Only for range 175:

- Wider range of culinary tools
 - 3 L stainless steel bowl
 - Flex edge beater
 - 1-piece, dual purpose transparent pouring shield
 - Cookbook

5KSM125BAC
Almond Cream | £ 499.00



5KSM125BER
Empire Red | £ 499.00



5KSM125BCU
Contour Silver | £ 499.00



5KSM125BOB
Onyx Black | £ 499.00



5KSM175PSBAP
Apple Cider | £ 549.00



5KSM175PSBCL
Crystal Blue | £ 549.00



5KSM175PSBES
Espresso | £ 549.00



5KSM175PSBMS
Medallion Silver | £ 549.00



5KSM175PSBPT
Pistachio | £ 549.00



5KSM175PSBWH
White | £ 549.00



5KSM175PSBBK
Cast Iron Black | £ 549.00



5KSM175PSBCP
Satin Copper | £ 739.00



5KSM175PSBGA
Green Apple | £ 549.00



5KSM175PSBMY
Majestic Yellow | £ 549.00



5KSM175PSBRI
Raspberry Ice | £ 569.00



- • -

5KSM175PSBBY
Boysenberry | £ 549.00



5KSM175PSBCR
Chrome | £ 739.00



5KSM175PSBIC
Ice Blue | £ 549.00



5KSM175PSBNK
Brushed Nickel | £ 739.00



5KSM175PSBTG
Tangerine | £ 549.00



- • -

5KSM175PSBCB
Cranberry | £ 549.00



5KSM175PSBCZ
Golden Nectar | £ 549.00



5KSM175PSBLT
Café Latte | £ 549.00



5KSM175PSBPB
Plumberry | £ 549.00



5KSM175PSBUB
Blueberry | £ 549.00



5KSM156BFP
Frosted Pearl | £ 549.00



ACCESSORIES • ARTISAN STAND MIXER

1. 5FGA | £ 58.00



2. 5FT | £ 30.00



1. FOOD GRINDER
For mincing and grinding meat, fish, vegetables, dried bread, firm-fleshed fruits as well as cheese.

2. FOOD TRAY
Can be used in combination with either the 5FGA or 5FVSP.

3. KIT (5FGA + 5FVSP)

Food grinder 5FGA
For mincing and grinding meat, fish, vegetables, dried bread, firm-fleshed fruits as well as cheese.

Fruit and vegetable strainer 5FVSP
For puréeing soft fruits and cooked vegetables. It strains the food to a purée and separates any pips, stems or skins.

3. 5FVSFGA | £ 109.00



4. 5FVSP | £ 85.00



5. 5JE | £ 40.00



4. FRUIT AND VEGETABLE STRAINER
For puréeing soft fruits and cooked vegetables. It strains the food to a purée and separates any pips, stems or skins.

5. CITRUS JUICER
For making fresh citrus fruit juices.

6. 5K45SBWH | £ 60.00



7. 5K5GB | £ 85.00



6. 4.3 L SS BOWL - TH MIXER

7. 4.8 L GLASS BOWL - TH MIXER

8. 5K5GBF | £ 85.00



9. 5K5THSBP | £ 80.00



8. 4.8 L FROSTED GLASS BOWL - 4.8 L TH MIXER
Easy to read ingredient quantity marks moulded into the side of the bowl. Delivered with a silicone lid. Mixing bowl is dishwasher-, freezer- and microwave-safe, and made of durable, sturdy glass. Dishwasher-safe.

9. 4.8 L SS BOWL - TH MIXER
Polished stainless steel bowl with ergonomic handle. Dishwasher-safe.

10. 5K7DH | £ 75.00



11. 5K7FB | £ 75.00



10. COATED DOUGH HOOK - 6.9 L BL MIXER
Aluminium with non-stick nylon coating PowerKnead hook. Dishwasher-safe.

11. COATED FLAT BEATER - 6.9 L BL MIXER
Aluminium with non-stick nylon coating. Dishwasher-safe.

12. 5K7PS | £ 25.00



13. 5KB3SS | £ 55.00



12. POURING SHIELD - 6.9 L BL MIXER
1-piece, dual-purpose accessory that helps prevent splashing. Is made out of transparent plastic. Not dishwasher-safe.

13. 3 L SS BOWL
Compliments the 4.8 L bowl and can be utilized for processing smaller quantities. No need to wash the bowls in between. Is made out of polished stainless steel. Dishwasher-safe.

14. 5KFE5T | £ 35.00



15. 5KFE7T | £ 44.00



14. FLEX EDGE BEATER - 4.8 L TH MIXER
Is used for normal to heavy mixtures, such as cakes, frostings, cookies and mashed potatoes. The flexible edge design guarantees faster mixing, without stopping the motor and using a spatula. Coated metal with a silicone side. Dishwasher-safe.

15. FLEX EDGE BEATER - 6.9 L BL MIXER
Stainless steel PowerKnead Dough Hook provides optimal coverage of the large 6.9 L Bowl. Dishwasher-safe.

ACCESSORIES • ARTISAN STAND MIXER

16. 5KGM | £ 199.00



17. 5KICA0WH | £ 90.00



16. GRAIN MILL

For grinding wheat, oats, rice, corn, barley, buckwheat, millet and other low moisture, non-oily grains.

17. ICE CREAM MAKER - 4.3 L/4.8 L TH MIXER

Produces up to 1.9 L of soft consistency ice cream, sorbets or frozen desserts.

18. POURING SHIELD - 4.3 L/4.8 L TH MIXER

1-piece, dual purpose accessory that prevents splashing. Is made out of transparent plastic. Not dishwasher-safe.

18. 5KN1PS | £ 25.00



19. 5KIDRCL | £ 50.00



19. TACA PASTA - CLEAR

Pasta drying rack. With black foot.

20. 6.9 L SS BOWL - 6.9 L BL MIXER

Highly polished stainless steel bowl with ergonomic handle. Dishwasher-safe. Compatible only with 5KSM7580 range.


21. SPIRALIZER PLUS WITH PEEL, CORE, & SLICE

Spiralizer Attachment/Body
Fruit and Vegetable Skewer
Extra Fine Spiralizing Blade
Fine Spiralizing Blade
Medium Spiralizing Blade
Thin Slicing Blade with "small" 12 mm Core
Slicing Blade with "small" 12 mm Core
Slicing Blade with "large" 23 mm Core
Peeling Blade (low-waste peeling)
Storage case

20. 5KR7SB | £ 80.00



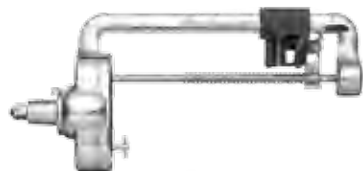
21. 5KSM2APC | £ 129.00



22. SPIRALIZER WITH PEEL, CORE, & SLICE

Spiralizer Attachment/Body
Fruit and Vegetable Skewer
Fine Spiralizing Blade
Medium Spiralizing Blade
Slicing Blade with "small" 12 mm Core
Slicing Blade with "large" 23 mm Core
Peeling Blade (low-waste peeling)
Storage case

22. 5KSM1APC | £ 99.00



23. 5KSM1CBEL | £ 279.00



23. PRECISE HEAT MIXING BOWL - BL

1°C Precision temperature control. Chocolate tempering mode. Independent power supply. Up to 10 hours heating with separate lid. Specifically developed set of standard accessories (dough hook, wire whisk and flex edge beater). Digital display with manually adjustable temperature and time setting. Removable, dishwasher-safe inner cooking bowl.

24. 5KSM1CBET | £ 279.00



25. 5KSM1JA | £ 159.00



24. PRECISE HEAT MIXING BOWL - TH

1°C Precision temperature control. Chocolate tempering mode. Independent power supply. Up to 10 hours heating with separate lid. Specifically developed set of standard accessories (dough hook, wire whisk and flex edge beater). Digital display with manually adjustable temperature and time setting. Removable, dishwasher-safe inner cooking bowl.

25. SLOW JUICER ATTACHMENT

Two-stage slow juicing technology with stainless steel pre-slicing blade and auger assembly 2-in-1 extra wide feed tube with hopper. Three pulp screens: low pulp, high pulp and saucing/jams. Conveniently attaches to the stand mixer with a compact design. Drip stop control.

26. 5KSM2FPA | £ 179.00



27. 5KSMCB5BM | £ 80.00



26. FOOD PROCESSOR ATTACHMENT

Conveniently attaches to the stand mixer and turns it into a food processor. ExactSlice System. Dicing kit with double blade. Reversible shredding and julienne discs with separate food wiper. Dishwasher-safe parts including removable liner. Compact storage case to hold all interchangeable parts.

28. 5KSMCB5NPD | £ 80.00



29. 5KSMCB5ER | £ 80.00



27. 28. 29. 30. 31.

4.7 L CERAMIC BOWL - 4.3 L/4.8 L TH MIXER

Trendy ceramic classic design. Microwave-, oven-, freezer- and top-rack dishwasher-safe. Versatile 4.7 L ceramic bowl with handle and pour spout.

30. 5KSMCB5LW | £ 109.00



31. 5KSMCB5TLW | £ 109.00



ACCESSORIES • ARTISAN STAND MIXER

32. MVSA | £ 85.00



33. 5KSMPEXTA | £ 165.00



32. ROTOR VEGETABLE SLICER & SHREDDER

Comes with medium and coarse shredding drum, slicing drum.

33. PASTA SHAPE PRESS

With 6 plates for preparing spaghetti, bucatini, rigatoni, fusilli, large and small macaroni.

34. PASTA ROLLER & CUTTER

A roller to make pasta sheets up to 140 mm wide, and 2 cutters to make fresh tagliatelle or spaghetti.

34. 5KSMPPRA | £ 155.00



35. 5KSMPSA | £ 70.00



35. PASTA SHEET ROLLER

For kneading and thinning dough.

36. SAUSAGE STUFFER

Must be used in combination with the 5FGA. It makes many varieties of sausages, and comes with 2 tubes (10 mm and 16 mm).

36. 5SSA | £ 20.00



37. EMVSC | £ 65.00



37. OPTIONAL DRUMS - MVSA

Must be used in combination with the MVSA. Comes with a purée drum, Julienne drum, fine shredding drum.

38. ACCESSORIES PACK: 5FGA+MVSA+5FVSP

For mincing and grinding meat, fish, vegetables, dried bread, firm-fleshed fruits as well as cheese (5FGA).

38. FPPC | £ 199.00



For puréeing soft fruits and cooked vegetables. It strains the food to a purée and separates any pips, stems or skins (5FVSP).

Rotor vegetable slicer and shredder. Comes with medium and coarse shredding drum, slicing drum (MVSA).

39. K45B | £ 24.00



40. K45DH | £ 24.00



39. COATED FLAT BEATER - 4.3 L TH MIXER

Used for heavy mixtures, such as cakes, frostings, cookies and mashed potatoes. Made out of aluminium and anti-stick nylon coated. Dishwasher-safe.

40. COATED DOUGH HOOK - 4.3 L TH MIXER

Used for mixing and kneading yeast dough, such as bread, pizza dough and pasta dough. Made out of aluminium and anti-stick nylon coated. Dishwasher-safe.

41. K45WW | £ 25.00



42. K5AB | £ 24.00



41. SS WIRE WHIP - 4.3 L TH MIXER

Used for incorporating air into eggs, egg whites, whipping cream and dips (such as mayonnaise). Made out of stainless steel wires and aluminium head. Not dishwasher-safe.

42. COATED FLAT BEATER - 4.8 L BL MIXER

In aluminium and anti-stick nylon coated. Dishwasher-safe.

43. K5ADH | £ 24.00



44. K5ASB | £ 80.00



43. COATED DOUGH HOOK - 4.8 L BL MIXER

In aluminium and anti-stick nylon coated. Dishwasher-safe.

44. 4.8 L SS BOWL - 4.8 L BL MIXER

Stainless steel bowl with handle. Not dishwasher-safe. Compatible only with Heavy Duty 5KPM5 range.

45. K5AWW | £ 35.00



46. K5THCB | £ 24.00



45. INOX WIRE WHIP - 4.8 L BL MIXER

6 wire-whisk made out of stainless steel wires and aluminium head. Not dishwasher-safe.

46. COATED FLAT BEATER - 4.8 L HEAVY DUTY BL MIXER

Used for heavy mixtures, such as cakes, frostings, cookies and mashed potatoes. Made out of aluminium and anti-stick nylon coated. Dishwasher-safe.

ACCESSORIES • ARTISAN STAND MIXER

47. K5BC5N | £ 24.00



48. KBC90N | £ 24.00



47. 2 BOWL COVERS - 4.8 L BL MIXER

For use with models 5KPM5/5KPM50. Are packed per 2.

48. 2 BOWL COVERS - 4.3 L/4.8 L TH MIXER

Fits following bowls: Artisan 4.8 L bowl (5K5THSBP), Heavy Duty 4.8 L bowl (K5ASB) 4.3 L bowl (5K45SBWH) and 3 L bowl (5KB3SS). Are packed per 2.

49. 5KSMCT1ER | £ 50.00



49. MIXER COVER - 4.3 L/4.8 L TH MIXER



ARTISAN
1.5 L BLENDER

5KSB5553BAC
Almond Cream | £ 179.00



- Die-cast metal base
- Large, durable glass pitcher with unique shape
- Sharp, stainless steel blades
- Powerful motor with intelli-speed control
- “Soft start” feature
- Clean touch control pad integrated into a smooth, rounded design
- Coated, steel reinforced coupler
- Stay-put lid with ingredient cup

5KSB5553BOB
Onyx Black | £ 179.00



5KSB5553BPK
Pink | £ 199.00



5KSB5553BWH
White | £ 179.00



BLENDER ACCESSORIES

1. 5KPP56EL | £ 50.00



2. 5KSBCJ | £ 40.00



1. **1.75 L PITCHER - 5KSB555+5KSB45** *Optional Accessory*
For intensive use. Large and light 1-piece pitcher design with unique shape. BPA-free.

2. **CULINARY JAR** *Standard Accessory*
Small and light culinary accessory jar. BPA-free.

3. **JAR - MAGNETIC DRIVE BLENDER** *Standard/Optional Accessory*
The large BPA-free pitcher with patented diamond design and stainless steel blades features a comfortable, soft-grip handle and BPA-free tight-sealed lid with 90 ml ingredient cup. Dishwasher-safe.

4. **JAR - DIAMOND BLENDER** *Standard/Optional Accessory*
The large BPA-free pitcher with patented diamond design and stainless steel blades features a comfortable, non-slip grip handle, venting cap and lid with 60 ml ingredient cap. Dishwasher-safe.

3. 5KSBSPJ | £ 159.00



4. 5KSB68DMD | £ 55.00



5KSB5553BER
Empire Red | £ 179.00



5KSB5553BGA
Green Apple | £ 179.00



5KSB5553BMS
Medallion Silver | £ 179.00



5KSB5553BMY
Majestic Yellow | £ 179.00



SMALL APPLIANCES • HEALTH & NUTRITION

MAGNETIC DRIVE BLENDER

5KSB5080BBK
Cast Iron Black | £ 569.00



- Powerful 2.0 Peak HP Motor with Intelli-Speed technology.
- 4 pre-set recipe programs with Pulse function, manual speed control and Soft Start feature.
- Diamond blending system with diamond pitcher design and stainless steel blades.
- Revolutionary Magnetic Drive with Slide-In Design and hands-free operation.
- One-piece 1.8 L BPA-free dishwasher-safe lock-in-place pitcher with no-slip soft grip handle, tight-sealed lid and add-as-you blend top ingredient feed funnel with integrated measuring cup.
- Stand-out sleek design and die-cast metal construction.

5KSB5080BCA
Candy Apple | £ 569.00



5KSB5080BMS
Medallion Silver | £ 569.00



5KSB5080BRI
Raspberry Ice | £ 585.00



COOK PROCESSOR

5KCF0104BAC
Almond Cream | £ 849.00



- All-in-one cooking appliance including a wide range of standard accessories and cooking temperatures (from 40°C to 140°C)
- 6 automatic cooking modes.
- Free Cookbook, smart App and Microsite.
- Thick aluminium plate reaches high and precise cooking temperature (140°C)
- Unique and stylish 4.5 L Stainless Steel cooking bowl with a wide base, ergonomic handles, hinged lid, and a feed opening.
- Specially designed StirAssist accessory.
- Premium design: die-cast metal body, metal knob and levers, and premium finishes in different colours.

ARTISAN
CORDLESS HAND BLENDER
WITH ACCESSORIES

5KHB3581BAC
Almond Cream | £ 219.00



- Cordless hand blender with rechargeable 12 V li-ion battery
- 3 interchangeable stainless steel bell blades with removable pan guard
- 2 twist-lock stainless steel blending arms (20 and 33 cm)
- Chopper, whisk and 1 L BPA-free pitcher
- Powerful 5-speed DC motor with LED-indicator
- Ergonomic design with rear hook
- Useful storage case for attachments

5KCF0104BBK
Cast Iron
Black | £ 869.00



5KCF0104BCA
Candy Apple | £ 869.00



5KCF0104BER
Empire Red | £ 849.00



5KCF0104BMS
Medallion
Silver | £ 869.00



5KHB3581BCA
Candy Apple | £ 229.00



5KHB3581BMS
Medallion Silver | £ 229.00



ARTISAN
4 L FOOD PROCESSOR

5KFP1644BAC
Almond Cream | £ 389.00



- Exact Slice System:
 - Adjustable slicing disc with first ever external lever
 - 3-in-1 ultrawide mouth feed tube
 - Uniquely-designed sharp blades and two optimized low and high speeds
- Dicing kit
- Lid and blades with an ultratight silicone seal
- Die-cast metal construction
- High-performance induction motor

5KFP1644BCA
Candy Apple | £ 409.00



5KFP1644BER
Empire Red | £ 389.00



5KFP1644BFP
Frosted Pearl | £ 409.00



5KFP1644BMS
Medallion Silver | £ 409.00



5KFP1644BOB
Onyx Black | £ 389.00



ACCESSORY
12 MM DICING KIT FOR 16 CUP FOOD PROCESSOR
5KFP16DC12 | £ 70.00



7 PCS MICARTA SET

KKFMA07OB
Onyx Black | £ 429.99



KKFMA07CA
Candy Apple | £ 429.99



- Blocks**
German 4116 high-carbon steel (Thyssen-Krupps)
Angle Bolster. Micarta Handle, composite wood grain.
- Knives**
Iconic cast metal storage block (made in Greenville, Ohio).
Wood insert. Available in different mixer colours.

FAST CENTRIFUGAL JUICER

5KVJ0332BAC
Almond Cream | £ 279.00



- Ceramic slicing disc.
- Two versatile speed settings.
- Extra wide feed tube and food pusher.
- Drip stop spout.
- 3-in-1 adjustable pulp screen.
- Premium die-cast metal construction and stylish design

5KVJ0332BCA
Candy Apple | £ 299.00



5KVJ0332BMS
Medallion Silver | £ 299.00



MAXIMUM EXTRACTION JUICER

5KVJ0111BCA
Candy Apple | £ 369.00



- Two-stage slow juicing technology with stainless steel pre-slicing blade and auger assembly.
- 2-in-1 extra wide feed tube with hopper.
- Three pulp screens: low pulp, high pulp and saucing/jams.
- Optimized slow juicing speed with reverse function.
- Premium die-cast metal construction and stylish compact design.

5KVJ0111BMS
Medallion Silver | £ 369.00



5KVJ0111BOB
Onyx Black | £ 349.00



SMALL APPLIANCES • BREAKFAST

ARTISAN 2-SLICE TOASTER

5KMT2204BAC
Almond Cream | £ 189.00



- Auto sensor with keep-warm feature
- 7 shade settings with LED countdown timer
- Sandwich function with sandwich rack*
- Frozen function
- Bagel function
- Die-cast metal construction with extra wide slots

5KMT2204BBK
Cast Iron Black | £ 199.00



5KMT2204BCA
Candy Apple | £ 199.00



5KMT2204BER
Empire Red | £ 189.00



5KMT2204BFP
Frosted Pearl | £ 299.00



5KMT2204BMS
Medallion Silver | £ 199.00



5KMT2204BOB
Onyx Black | £ 189.00



TOASTER ACCESSORIES

BUN WARMER
5KTBW22 | £ 25.00



SANDWICH RACK
5KTSR1 | £ 25.00



5KMT2204BRI
Raspberry Ice | £ 209.00



ARTISAN 4-SLICE TOASTER

5KMT4205BCA
Candy Apple | £ 289.00



- Auto sensor with keep-warm feature
- 7 shade settings with LED countdown timer
- 2 independent pairs of slots
- Sandwich function with sandwich rack*
- Frozen function
- Bagel function
- Die-cast metal construction with extra wide slots

5KMT4205BMS
Medallion Silver | £ 289.00



* One sandwich rack included as standard accessory.

SMALL APPLIANCES • COFFEE & TEA

NESPRESSO COFFEE MAKER

5KES0503BAC
Almond Cream | £ 309.00



- KitchenAid premium die-cast metal construction meets Nespresso coffee quality
- Variable strengths and volume control: 6 settings (25-40-60-90-110-130 ml), from ristretto to lungo
- Under 30 second heat-up time and auto shut off
- Nespresso designed capsule loading system with hands-on lever operation
- 1.4 L removable water tank

5KES0503BCA
Candy Apple | £ 309.00



5KES0503BER
Empire Red | £ 309.00



5KES0503BMS
Medallion Silver | £ 309.00



5KES0503BOB
Onyx Black | £ 309.00



NESPRESSO BUNDLE

5KES0504BAC
Almond Cream | £ 349.00



- KitchenAid premium die-cast metal construction meets Nespresso coffee quality.
- Variable strengths and volume control: 6 settings (25-40-60-90-110-130 ml), from ristretto to lungo
- Choose the volume and strength for a coffee to taste.
- Under 30 second heat-up time and auto shut off
- Nespresso designed capsule loading system with hands-on lever operation
- 1.4 L removable water tank

5KES0504BCA
Candy Apple | £ 349.00



5KES0504BER
Empire Red | £ 349.00



5KES0504BMS
Medallion Silver | £ 349.00



5KES0504BOB
Onyx Black | £ 349.00



SMALL APPLIANCES • COFFEE & TEA

ARTISAN ESPRESSO MAKER

5KES2102BAC
Almond Cream | £ 669.00



- Two independent boilers with auto-shut off function after 30 minutes:
 - Espresso boiler
 - Steam boiler
- Professional filter holder
- Large espresso and steam gauges
- Die-cast metal construction
- Cup warmer

BURR COFFEE GRINDER

5KCG0702BAC
Almond Cream | £ 179.00



- Stainless steel precision grinding burrs
- 15 different grind settings, available in half-step increments from 1 to 8
- Low rotations per minute (RPM) operation
- Glass bean hopper and grind jar
- Die-cast metal construction

OPTIONAL ACCESSORY

KCG0799SX | £ 49.00



DIGITALE SCALE JAR FOR BURR GRINDER

Optional Accessory
Designed and engineered for the KitchenAid Artisan Burr Grinder 5KCG0702 or as a standalone unit. Simplifies the process of weighing the right amount of coffee beans.

5KES2102BER
Empire Red | £ 669.00



5KES2102BMS
Medallion Silver | £ 669.00



5KES2102BOB
Onyx Black | £ 669.00



5KCG0702BER
Empire Red | £ 179.00



5KCG0702BMS
Medallion Silver | £ 189.00



5KCG0702BOB
Onyx Black | £ 179.00



SMALL APPLIANCES • COFFEE & TEA

PRECISION PRESS COFFEE MAKER

5KCM0512SS
Stainless Steel | £ 99.00



- French Press with integrated scale and timer
- Cordless design and integrated control panel with LCD-display
- Dual wall construction
- Sleek Stainless Steel Design
- Soft Touch Handle

SIPHON COFFEE MAKER

5KCM0812BOB
Onyx Black | £ 159.00



- Authentic, fully automated immersion vacuum brewing process through precise temperature.
- Premium glass construction with stainless steel accents.
- Dual-purpose brewing and pouring lid; and reusable stainless steel and cloth filters.
- Large 1 L capacity.
- Extra wide neck with magnetic locking seal.
- Secure brew unit stand

5KCMCLOTH | £ 10.00



CLOTH FILTER

Use this filter to obtain a lighter coffee body. Allow for different textured coffee and is easy to use and rinse clean.

1.5 L GLASS TEA KETTLE

5KEK1322BSS
Stainless Steel | £ 139.00



- Fast all-in-one brewing.
- Premium streamlined glass and stainless steel design/construction.
- 5 specialty tea settings/variable temperature control:
5 pre-settings + keep-warm mode
 - Green tea at 80°C
 - White tea at 85°C
 - Oolong tea at 90°C
 - Black tea at 95°C
 - Herbal/boil at 100°C
 - Keep-warm at 70°C (up to 30 min.)
- Removable stainless steel steeper with portable holder.
- Auto keep-warm for up to 30 minutes and temperature selector.
- Quick boil.

SMALL APPLIANCES • COFFEE & TEA

1.5 L KETTLE

5KEK1522BAC
Almond Cream | £ 139.00



- Smooth, rounded design with 1.5 L capacity.
- Dual wall construction.
- Adjustable temperature, from 50°C to 100°C
- Temperature gauge.
- Metal construction with soft-touch handle.

STOVE TOP KETTLE 1.9 L

KTEN20SBER
Empire Red | £ 99.00



- Vibrantly coloured porcelain exterior.
- Clear, audible whistle.
- Full stainless steel handle with comfortable grip.
- Removable stainless steel lid and thumb-press spout.
- Graceful contoured profile and attractive trim band.

5KEK1522EBK
Cast Iron Black | £ 149.00



5KEK1522ECA
Candy Apple | £ 149.00



5KEK1522EER
Empire Red | £ 139.00



5KEK1522EFP
Frosted Pearl | £ 149.00



5KEK1522EGA
Green Apple | £ 149.00



5KEK1522EMS
Medallion Silver | £ 149.00



5KEK1522EOB
Onyx Black | £ 139.00



5KEK1522ERI
Raspberry Ice | £ 159.00



KTEN20SBOB
Onyx Black | £ 99.00



KTEN20SBAC
Almond Cream | £ 99.00



KTST20SBST
Stainless steel | £ 99.00



SMALL APPLIANCES • COOKWARE

1. KBLR03NBAC | £ 79.00



2. KBLR03NBER | £ 79.00



4. KBLR05SBAC | £ 135.00



5. KBLR05SBOB | £ 135.00



1. 2. 3. 3 PCS NESTING MIXING BOWL SET

Vitrified ceramics
High temperature firing > 1200°C for 24 hours
Non porous, no cracking, no crazing
Effortless clean-up
Does not absorb odors, flavors or bacteria
Oven safe to 260°C
Resists extreme heat and cold
Oven, dishwasher, microwave and freezer safe

3. KBLR03NBOB | £ 79.00



4. 5. 6. 5 PCS STACKING SET

Vitrified ceramics
High temperature firing > 1200°C for 24 hours
Non porous, no cracking, no crazing
Effortless clean-up
Does not absorb odors, flavors or bacteria
Oven safe to 260°C
Resists extreme heat and cold
Oven, dishwasher, microwave and freezer safe

6. KBLR05SBER | £ 135.00



7. KCPI60CRER | £ 170.00



8. KCPI60CRAC | £ 170.00



9. KCPI60CROB | £ 170.00



10. KC2P10SKCP | £ 110.00



11. KC2P12SKCP | £ 135.00



7. 8. 9. 28 CM CAST IRON CASSEROLE

Warms evenly and retains heat.
Dark porcelain enamel interior provides better browning and resists staining.
Enamel material imported from France.
Lid double as a grill
- induction cooking
- all cooking types
- dishwasher safe
Oven safe to 260°C

10. 10" SKILLET

The skillet has sloped sides so that foods slide out easily. Can be used for cooking omelets, pancakes, vegetables, steaks, fish and poultry.

11. 12" SKILLET

The skillet has sloped sides so that foods slide out easily. Can be used for cooking omelets, pancakes, vegetables, steaks, fish and poultry.

12. KC2P30EHCP | £ 125.00



12. 3.0 QT SAUCEPOT WITH LID

Low casserole used for everything from cooking sauces or rice to stews, ragouts.

13. KC2P35EHCP | £ 145.00



13. 3.5 QT SAUTE WITH HELPER HANDLE AND LID

This pan is used for sautéing meats and vegetables, frying chicken, grilling sandwiches. Deep sides give extra capacity so that you can braise, stew, deglaze, or add additional ingredients after browning for recipes such as chicken and rice or paella.

14. KC2P60LCCP | £ 170.00



14. 6.0 QT LOW CASSEROLE WITH LID

This large-capacity pot holds large quantities of soup, stew, ragouts. The result is food that cooks thoroughly and tastes great. The roomy interior and sturdy handles make serving easy.

15. KC2P80SCCP | £ 180.00



15. 8.0 QT STOCKPOT WITH LID

This large-capacity pot holds large quantities of soup, stew, ragouts. The result is food that cooks thoroughly and tastes great. The roomy interior and sturdy handles make serving easy.

16. KC2C10SKST | £ 115.00



16. 10" SKILLET

The skillet has sloped sides so that foods slide out easily. Can be used for cooking omelets, pancakes, vegetables, steaks, fish and poultry.

17. KC2C12SKST | £ 145.00



17. 12" SKILLET

The skillet has sloped sides so that foods slide out easily. Can be used for cooking omelets, pancakes, vegetables, steaks, fish and poultry.

18. KC2C30EHST | £ 140.00



18. 3.0 QT SAUCEPOT WITH LID

Low casserole used for everything from cooking sauces or rice to stews, ragouts.

19. KC2C35EHST | £ 170.00



19. 3.5 QT SAUTE WITH HELPER HANDLE AND LID

This pan is used for sautéing meats and vegetables, frying chicken, grilling sandwiches. Deep sides give extra capacity so that you can braise, stew, deglaze, or add additional ingredients after browning for recipes such as chicken and rice or paella.

20. KC2C60LCST | £ 190.00



20. 6.0 QT LOW CASSEROLE WITH LID

This large-capacity pot holds large quantities of soup, stew, ragouts. The result is food that cooks thoroughly and tastes great. The roomy interior and sturdy handles make serving easy.

21. KC2C80SCST | £ 210.00



21. 8.0 QT STOCKPOT WITH LID

This large-capacity pot holds large quantities of soup, stew, ragouts. The result is food that cooks thoroughly and tastes great. The roomy interior and sturdy handles make serving easy.



KITCHENAID
WORLD

Life is abundant, and life is beautiful.
And it's a good place that we're all in, you know,
on this earth, if we take care of it.

Alice Walker

KitchenAid

Customer Service

A journey to share

KitchenAid understands that being a passionate gourmet means enjoying your kitchen, loving the space, and trusting in only the best to make it unique. That is why we at KitchenAid offer our customers not simply performance but a professional service of the highest quality that answers all your queries and meets your every need. It is a promise and a fact and we summarize it in the following points.

- *First visit in a respectable time frame, or following consumers wish.*
- *Free of charge additional warranty if appointments are not fixed within 48 hours or following customer wish.*
- *Full suite check during call out for any individual product.*
- *100% follow up calls.*
- *Dedicated free number operator for the trade.*
- *Technical Support.*

To ensure you enjoy only the finest quality and professional performance, KitchenAid offers you a fast and efficient after-sales service: our highly-motivated team of skilled consultants is ready to assist you with all the technical support you may need.

Simply call our free phone number (0800 151 0908) which you find at www.kitchenaid.co.uk



KitchenAid

Web & Social

If you are a passionate gourmet who likes to touch and feel a product before purchasing, please refer to our website to find the nearest cookery school with KitchenAid appliances. In our online magazine “Serious about Food” you can read many more interesting articles all about food, design and lifestyle and you will also find numerous inspiring recipes created by our brand ambassadors.

Visit us www.kitchenaid.co.uk



Find us also on the BIM platform: <http://bimobject.com/kitchenaid>



KitchenAid

FOR THE WAY IT'S MADE.

KitchenAid

Morley Way,
Peterborough,
Cambridgeshire,
PE2 9JB
United Kingdom

Space for Trade stamp

© 2017. All rights reserved. | The shape of the standard mixer is a registered trademark of KitchenAid U.S.A.
Product features and technical specifications are subject to change without notice.